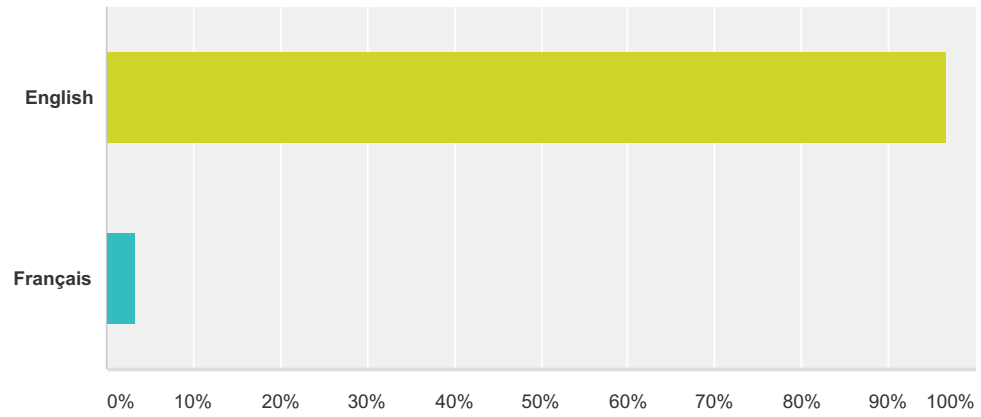


### Q1 Preferred language / langue préférée

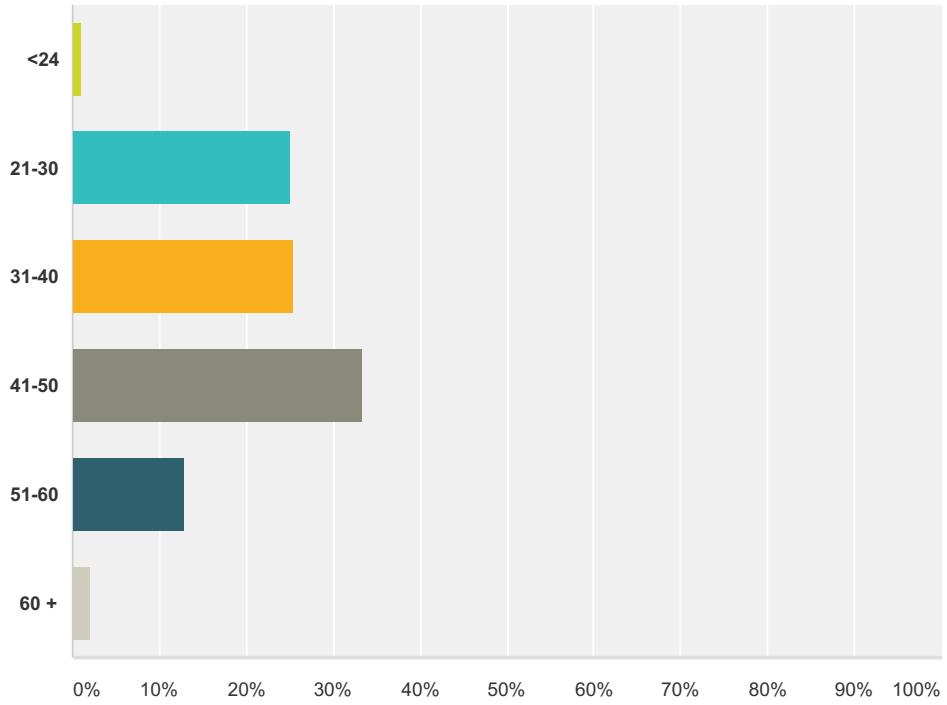
Answered: 212 Skipped: 0



Answer Choices	Responses
English	96.70% 205
Français	3.30% 7
<b>Total</b>	<b>212</b>

### Q2 Age group

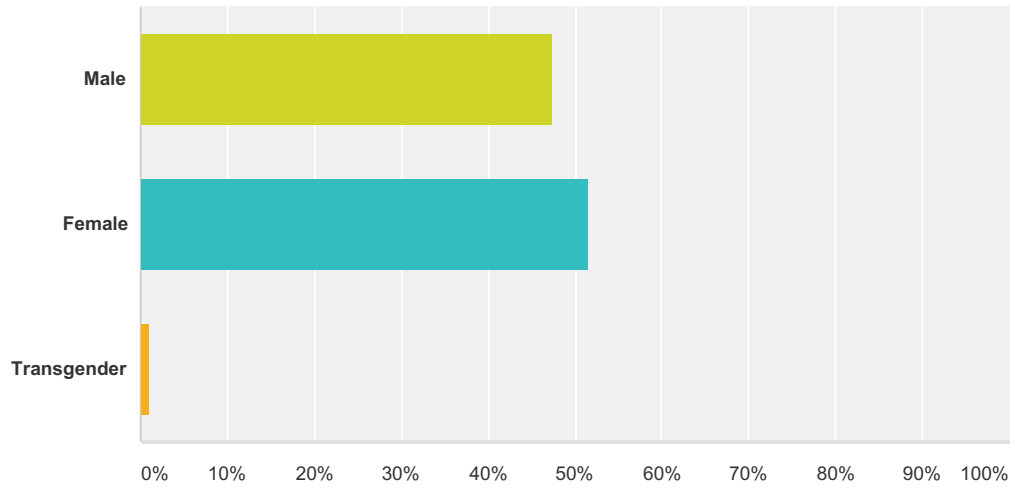
Answered: 200 Skipped: 12



Answer Choices	Responses	
<24	1.00%	2
21-30	25.00%	50
31-40	25.50%	51
41-50	33.50%	67
51-60	13.00%	26
60 +	2.00%	4
<b>Total</b>		<b>200</b>

### Q3 Gender

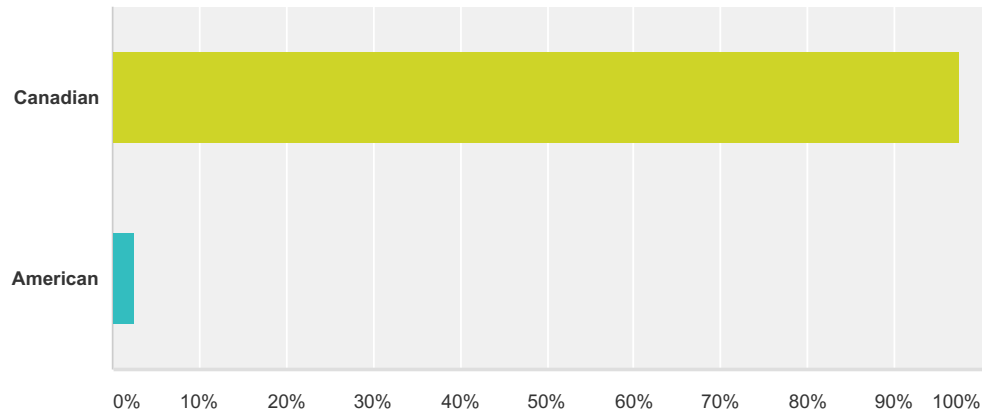
Answered: 198 Skipped: 14



Answer Choices	Responses	Count
Male	47.47%	94
Female	51.52%	102
Transgender	1.01%	2
<b>Total</b>		<b>198</b>

### Q4 What is your nationality?

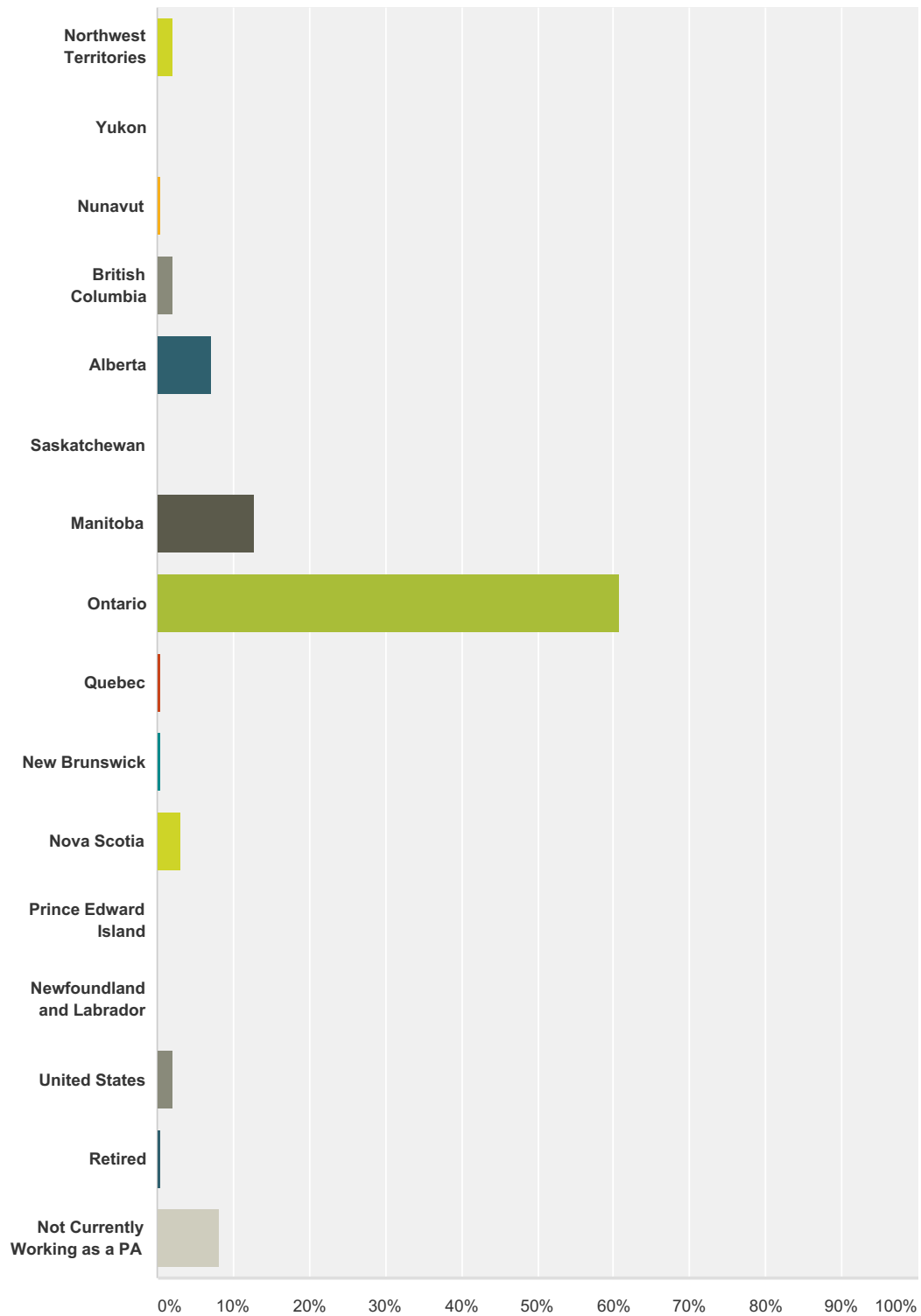
Answered: 195 Skipped: 17



Answer Choices	Responses
Canadian	97.44% 190
American	2.56% 5
<b>Total</b>	<b>195</b>

### Q5 Province/Territory of employment? (Not Residence)

Answered: 196 Skipped: 16



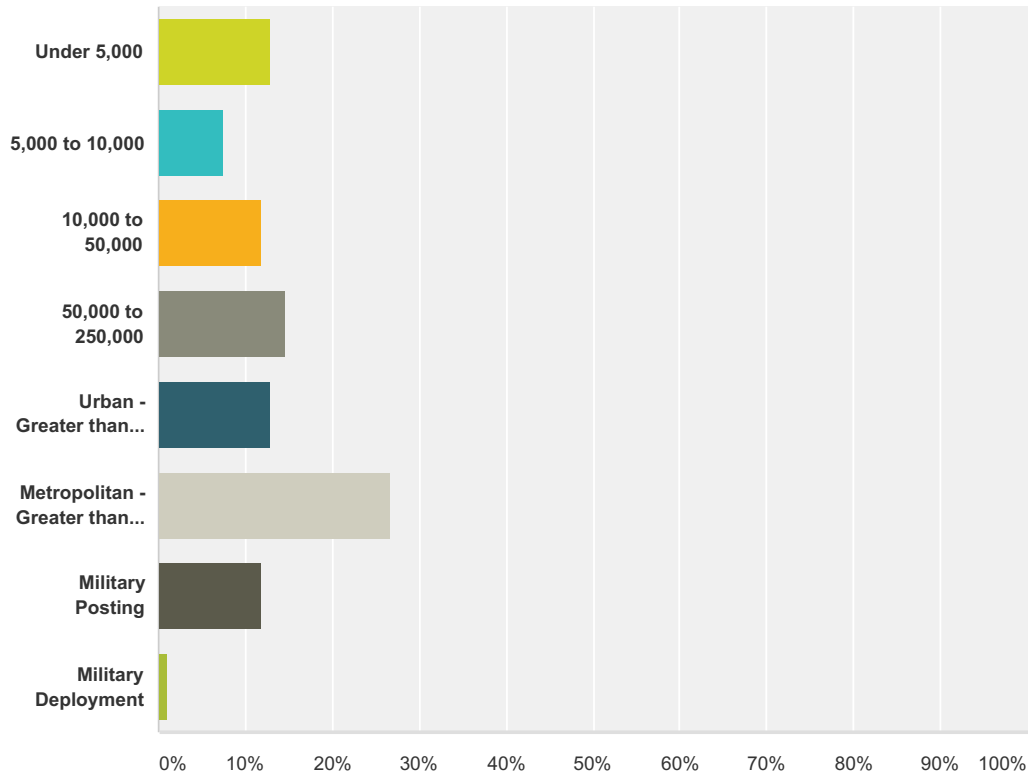
Answer Choices	Responses
----------------	-----------

CAPA Census 2015 / Sondage de 2015 de l'ACAM

Northwest Territories	2.04%	4
Yukon	0.00%	0
Nunavut	0.51%	1
British Columbia	2.04%	4
Alberta	7.14%	14
Saskatchewan	0.00%	0
Manitoba	12.76%	25
Ontario	60.71%	119
Quebec	0.51%	1
New Brunswick	0.51%	1
Nova Scotia	3.06%	6
Prince Edward Island	0.00%	0
Newfoundland and Labrador	0.00%	0
United States	2.04%	4
Retired	0.51%	1
Not Currently Working as a PA	8.16%	16
<b>Total</b>		<b>196</b>

### Q6 Practice population (catchment)?

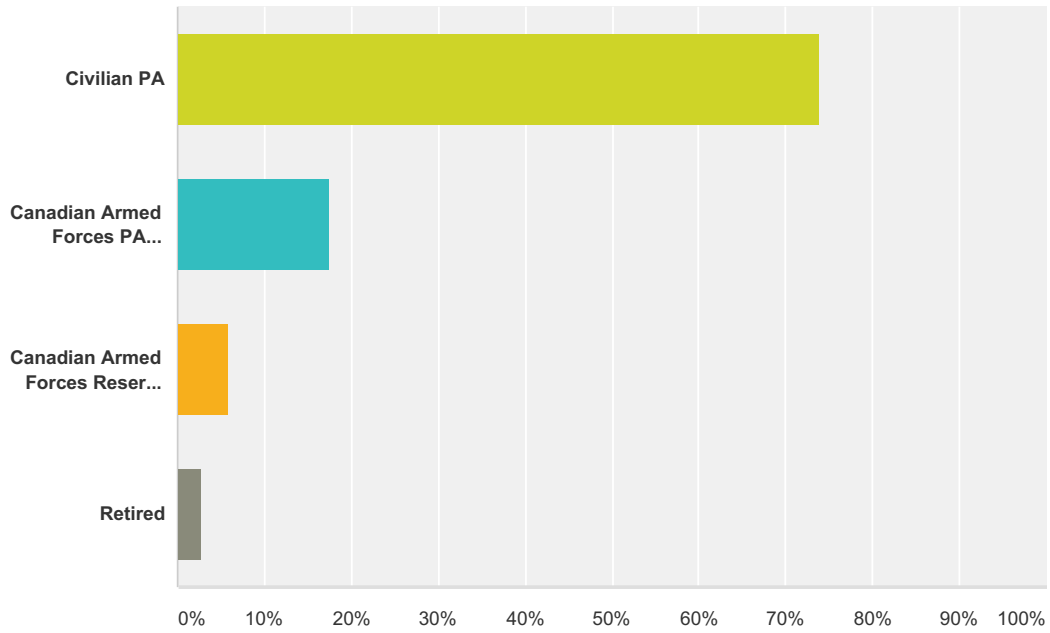
Answered: 184 Skipped: 28



Answer Choices	Responses	
Under 5,000	13.04%	24
5,000 to 10,000	7.61%	14
10,000 to 50,000	11.96%	22
50,000 to 250,000	14.67%	27
Urban - Greater than 250,000	13.04%	24
Metropolitan - Greater than 500,000	26.63%	49
Military Posting	11.96%	22
Military Deployment	1.09%	2
<b>Total</b>		<b>184</b>

### Q7 What best describes you?

Answered: 188 Skipped: 24

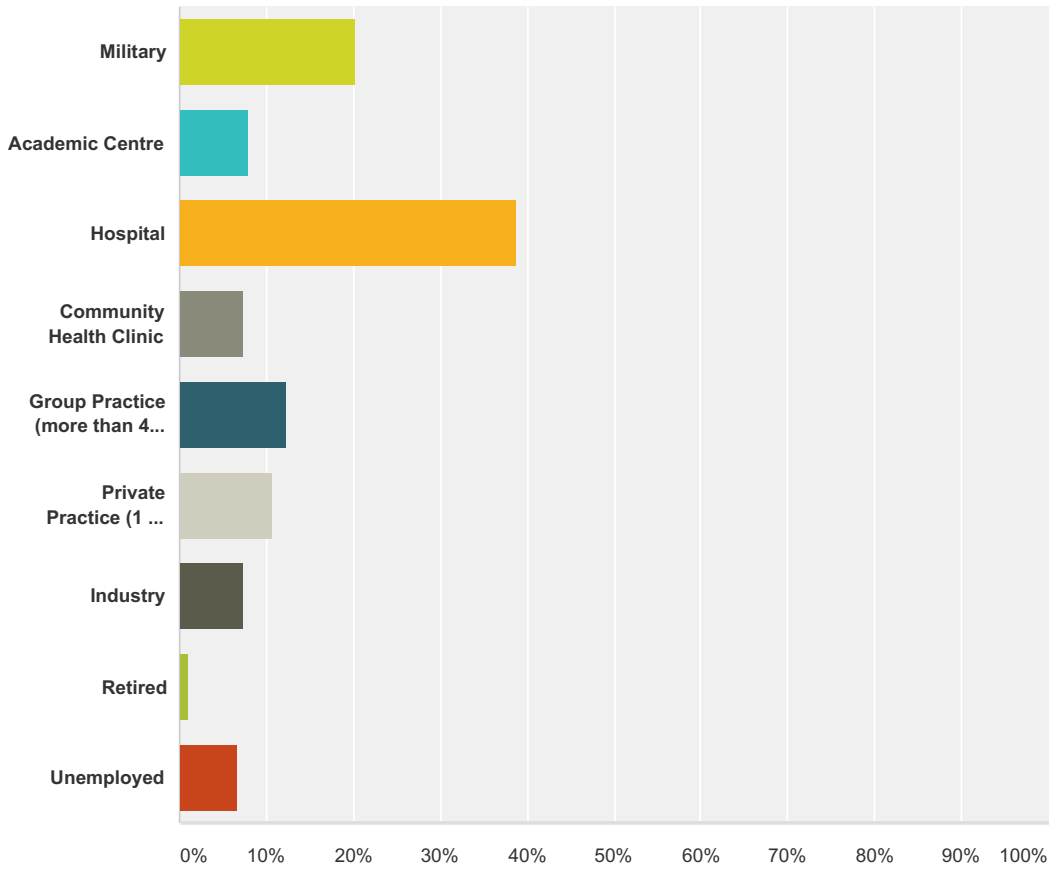


Answer Choices	Responses
Civilian PA	73.94% 139
Canadian Armed Forces PA (Regular)	17.55% 33
Canadian Armed Forces Reserve but Civilian PA Practice	5.85% 11
Retired	2.66% 5
<b>Total</b>	<b>188</b>



### Q8 PA practice employer?

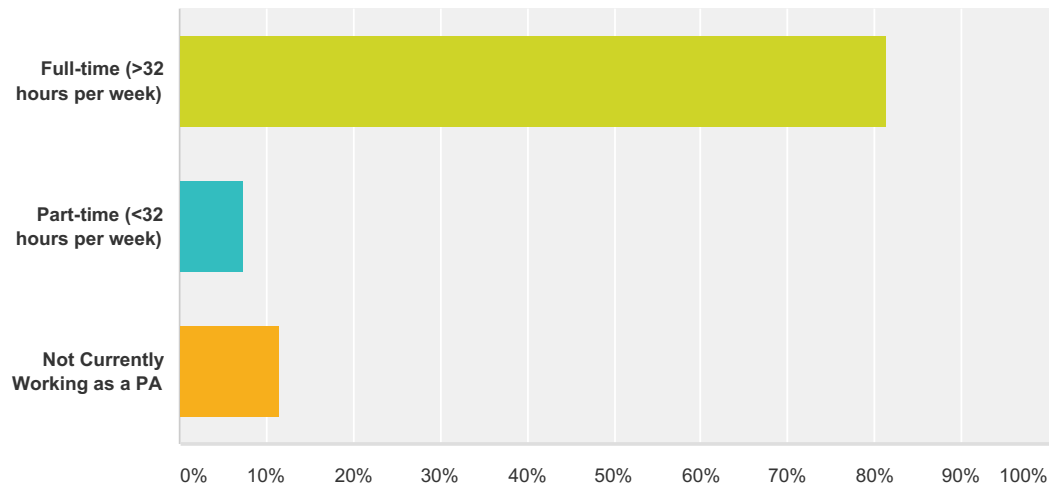
Answered: 178 Skipped: 34



Answer Choices	Responses	
Military	20.22%	36
Academic Centre	7.87%	14
Hospital	38.76%	69
Community Health Clinic	7.30%	13
Group Practice (more than 4 providers)	12.36%	22
Private Practice (1 or 2 Providers)	10.67%	19
Industry	7.30%	13
Retired	1.12%	2
Unemployed	6.74%	12
<b>Total Respondents: 178</b>		

### Q9 What best describes your PA employment status?

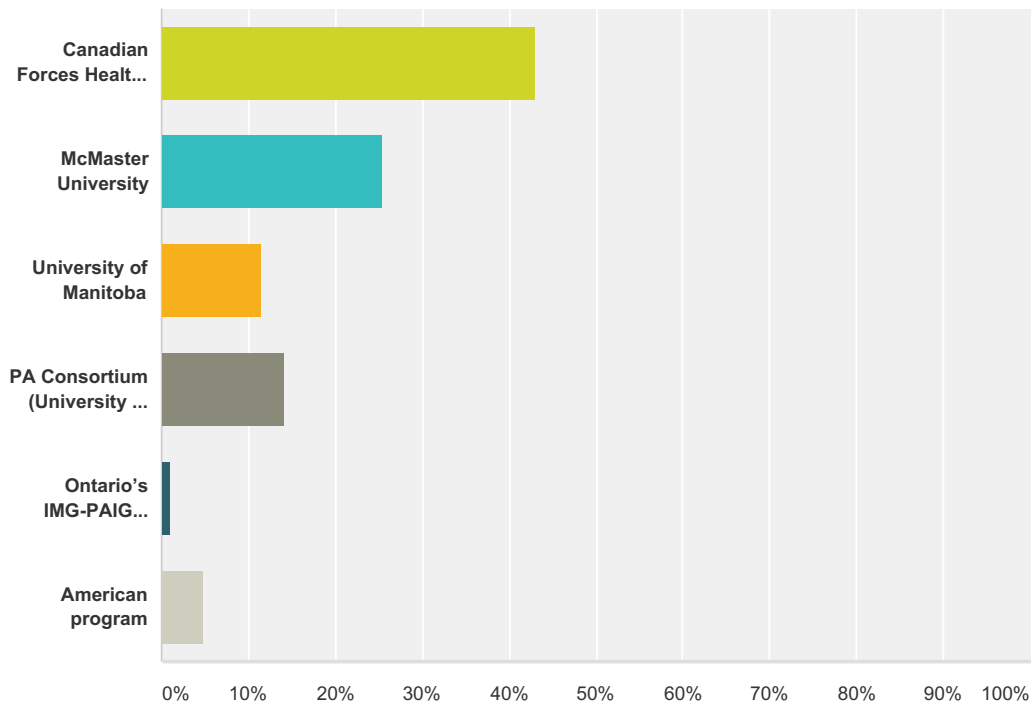
Answered: 193 Skipped: 19



Answer Choices	Responses
Full-time (>32 hours per week)	81.35% 157
Part-time (<32 hours per week)	7.25% 14
Not Currently Working as a PA	11.40% 22
<b>Total</b>	<b>193</b>

### Q10 What PA Program did you graduate from:

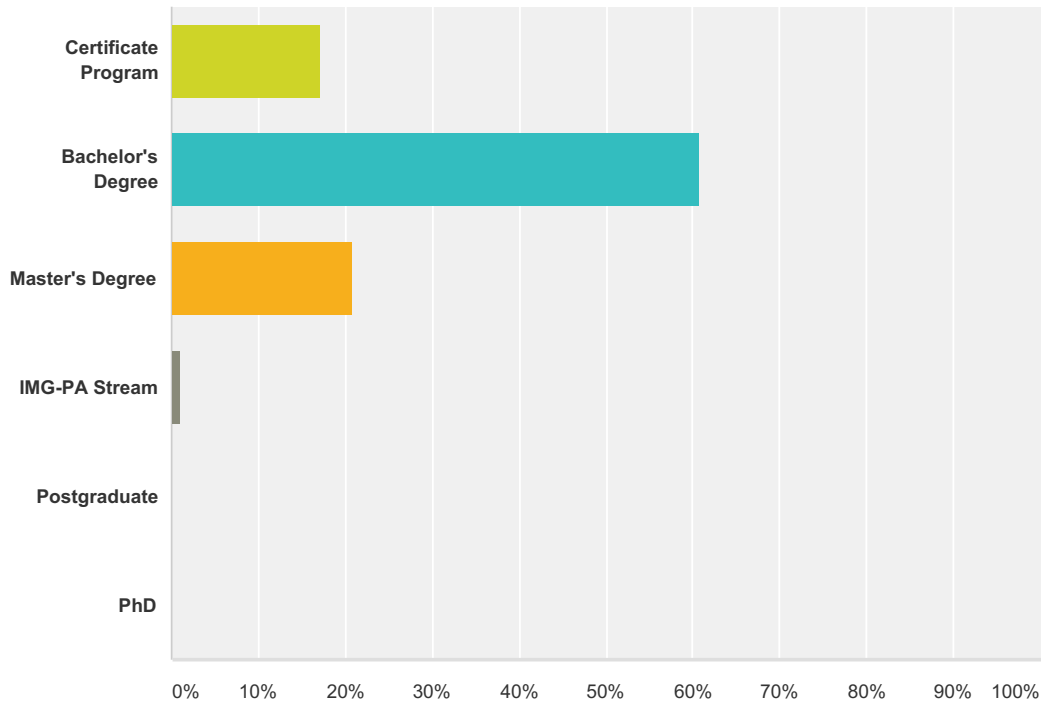
Answered: 184 Skipped: 28



Answer Choices	Responses
Canadian Forces Health Services Training Centre	42.93% 79
McMaster University	25.54% 47
University of Manitoba	11.41% 21
PA Consortium (University of Toronto, Michener Institute of Applied Sciences and Northern Ontario School of Medicine)	14.13% 26
Ontario's IMG-PAIG program	1.09% 2
American program	4.89% 9
<b>Total</b>	<b>184</b>

### Q11 Level of primary PA education:

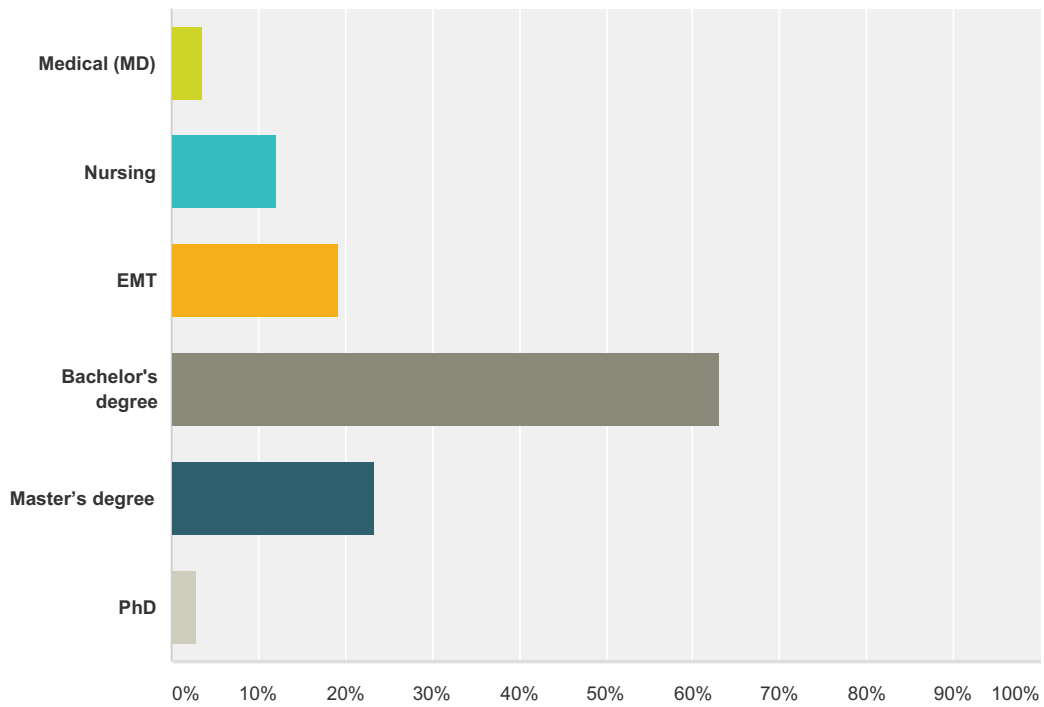
Answered: 186 Skipped: 26



Answer Choices	Responses	
Certificate Program	17.20%	32
Bachelor's Degree	60.75%	113
Master's Degree	20.97%	39
IMG-PA Stream	1.08%	2
Postgraduate	0.00%	0
PhD	0.00%	0
<b>Total</b>		<b>186</b>

### Q12 Other than a PA degree, what degree or diploma do you possess?

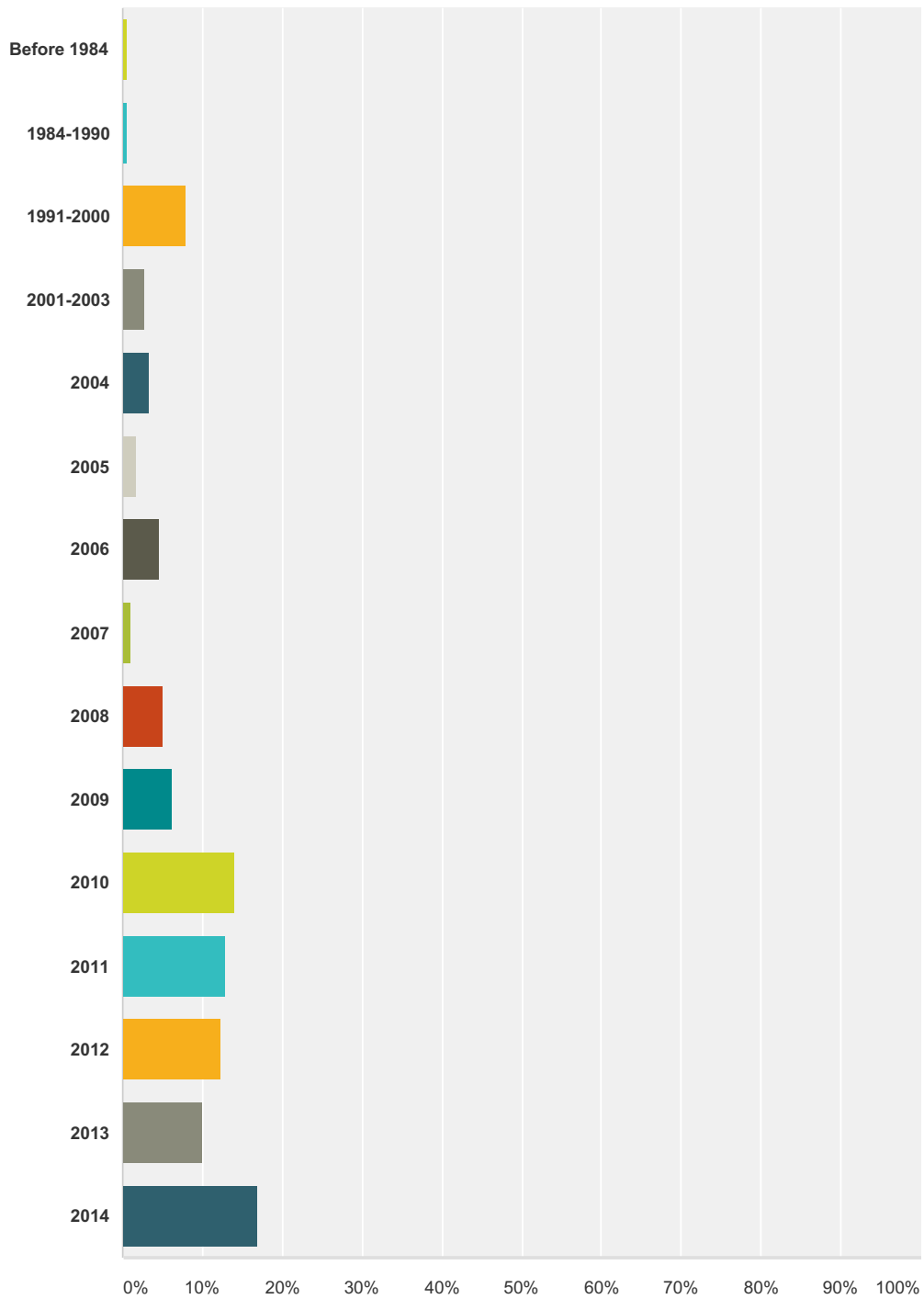
Answered: 141 Skipped: 71



Answer Choices	Responses
Medical (MD)	3.55% 5
Nursing	12.06% 17
EMT	19.15% 27
Bachelor's degree	63.12% 89
Master's degree	23.40% 33
PhD	2.84% 4
<b>Total Respondents: 141</b>	

### Q13 Year of PA graduation:

Answered: 178 Skipped: 34



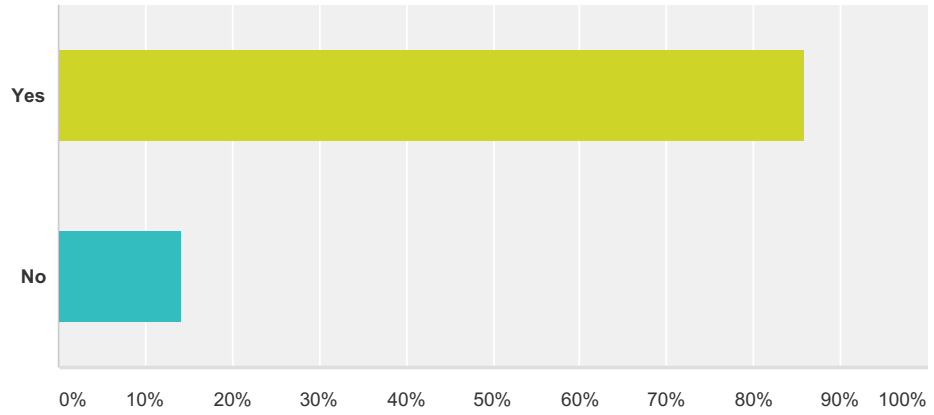
Answer Choices	Responses
Before 1984	0.56% 1
1984-1990	0.56% 1
1991-2000	7.87% 14

CAPA Census 2015 / Sondage de 2015 de l'ACAM

2001-2003	2.81%	5
2004	3.37%	6
2005	1.69%	3
2006	4.49%	8
2007	1.12%	2
2008	5.06%	9
2009	6.18%	11
2010	14.04%	25
2011	12.92%	23
2012	12.36%	22
2013	10.11%	18
2014	16.85%	30
<b>Total</b>		<b>178</b>

### Q14 PACCC Certified

Answered: 182 Skipped: 30

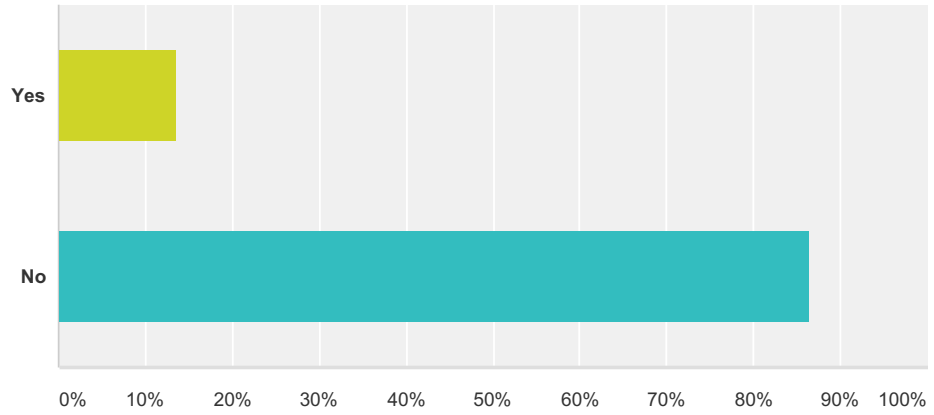


Answer Choices	Responses
Yes	85.71% 156
No	14.29% 26
<b>Total</b>	<b>182</b>



### Q15 NCCPA Certified

Answered: 170 Skipped: 42



Answer Choices	Responses
Yes	13.53% 23
No	86.47% 147
<b>Total</b>	<b>170</b>

**Q16 Year you became a clinical PA in  
Canada:**

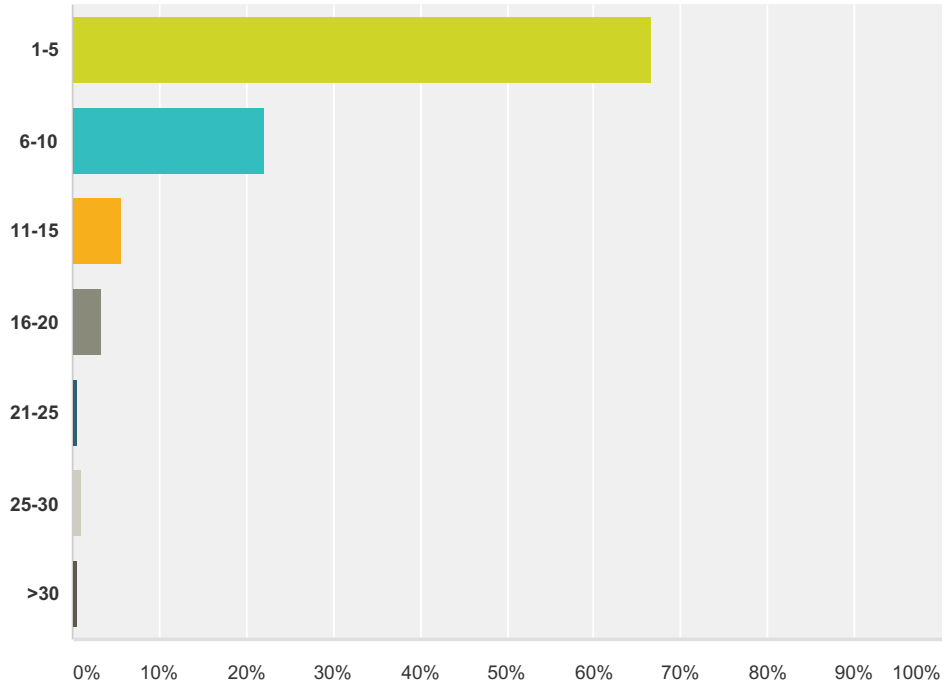
Answered: 181 Skipped: 31

**Q17 If applicable, year you left the Canadian  
Armed Forces and became a civilian PA:**

Answered: 65 Skipped: 147

### Q18 Total number of years working as a PA in clinical practice including time outside Canada:

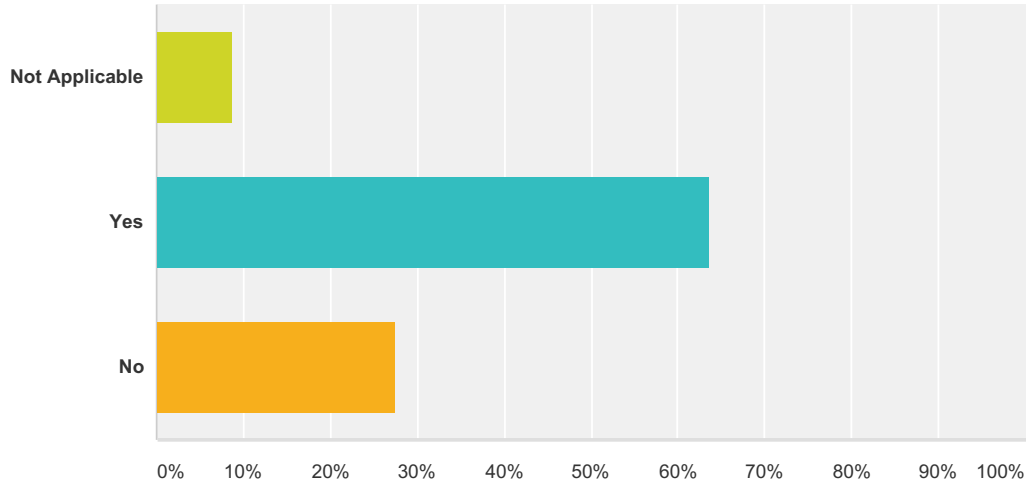
Answered: 180 Skipped: 32



Answer Choices	Responses	
1-5	66.67%	120
6-10	22.22%	40
11-15	5.56%	10
16-20	3.33%	6
21-25	0.56%	1
25-30	1.11%	2
>30	0.56%	1
<b>Total</b>		<b>180</b>

### Q19 Does your employer pay for your Continuing Professional Development (CPD) activities?

Answered: 182 Skipped: 30



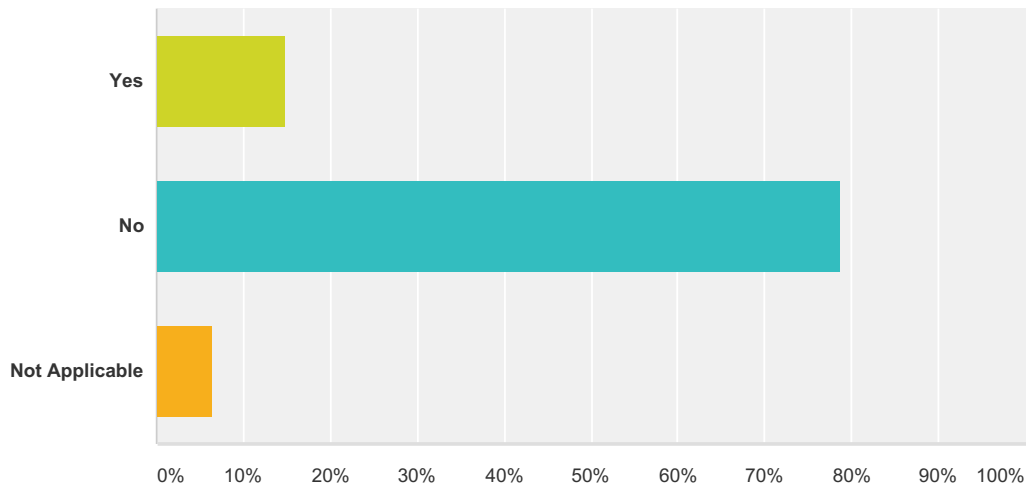
Answer Choices	Responses
Not Applicable	8.79% 16
Yes	63.74% 116
No	27.47% 50
<b>Total</b>	<b>182</b>

**Q20 If yes, how much does your employer contribute annually (in dollars)?**

Answered: 111 Skipped: 101

### Q21 Does your employer pay your professional association membership fees?

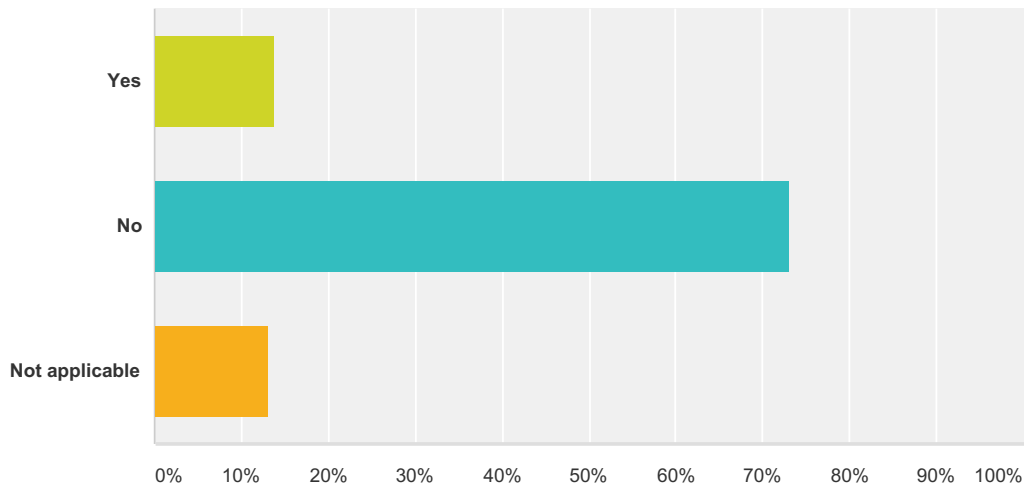
Answered: 183 Skipped: 29



Answer Choices	Responses
Yes	14.75% 27
No	78.69% 144
Not Applicable	6.56% 12
<b>Total</b>	<b>183</b>

### Q22 Does your employer pay for/reimburse you for your licensing fees?

Answered: 182 Skipped: 30

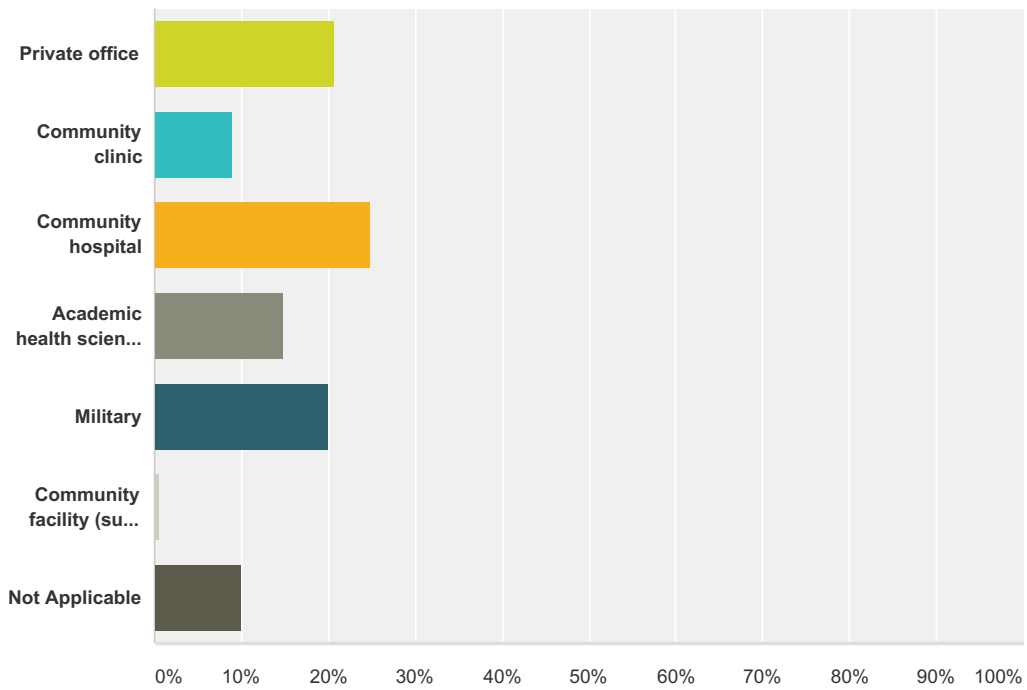


Answer Choices	Responses
Yes	13.74% 25
No	73.08% 133
Not applicable	13.19% 24
<b>Total</b>	<b>182</b>



### Q23 Please check your main patient care setting.

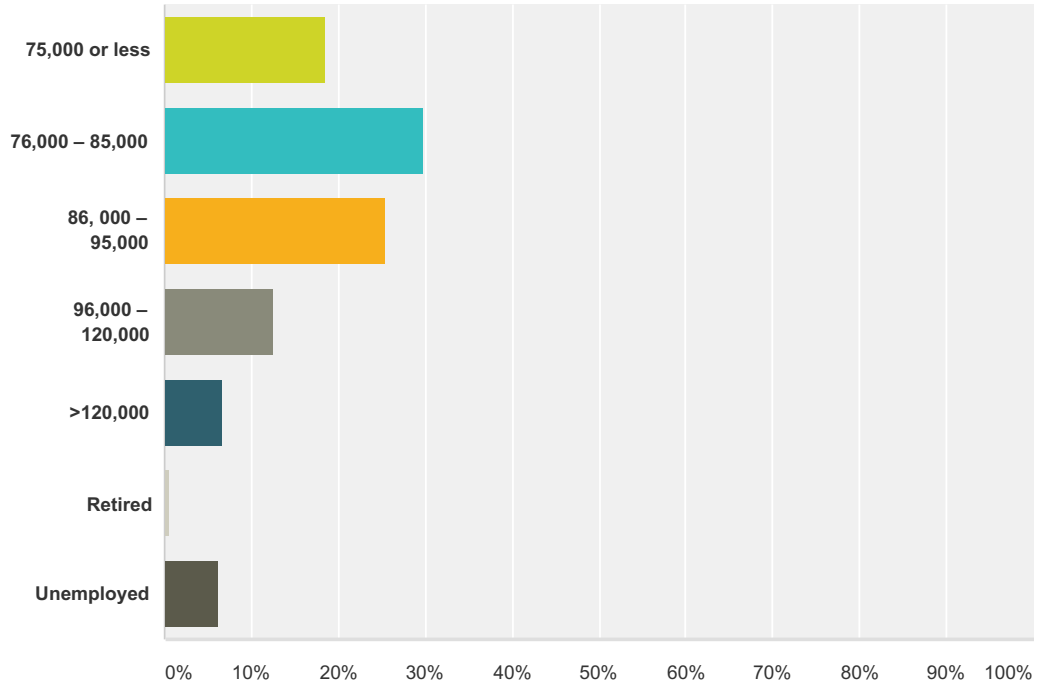
Answered: 169 Skipped: 43



Answer Choices	Responses	
Private office	20.71%	35
Community clinic	8.88%	15
Community hospital	24.85%	42
Academic health science centre	14.79%	25
Military	20.12%	34
Community facility (such as long-term care)	0.59%	1
Not Applicable	10.06%	17
<b>Total</b>		<b>169</b>

**Q24 What is your base salary range excluding on call or overtime hours?  
(Please indicate the monetary value only.)**

Answered: 177 Skipped: 35



Answer Choices	Responses	
75,000 or less	18.64%	33
76,000 – 85,000	29.94%	53
86,000 – 95,000	25.42%	45
96,000 – 120,000	12.43%	22
>120,000	6.78%	12
Retired	0.56%	1
Unemployed	6.21%	11
<b>Total</b>		<b>177</b>

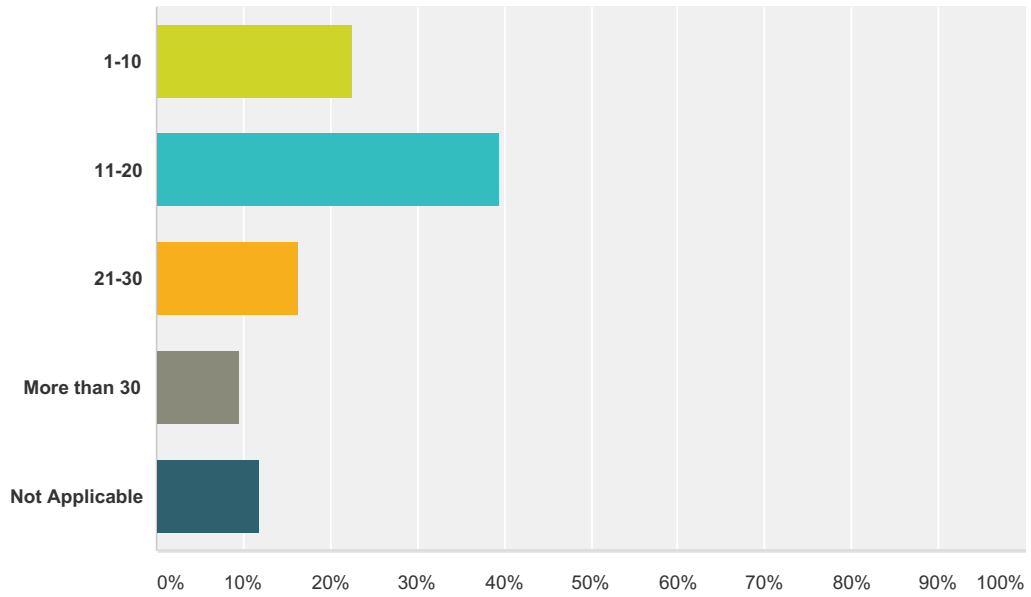
## Q25 How many supervising physicians do you currently have?

Answered: 167 Skipped: 45

Answer Choices	Responses	
Formal supervisors:	94.61%	158
Alternate supervisors:	59.28%	99
Not Applicable	7.78%	13

### Q26 Average patient load per day?

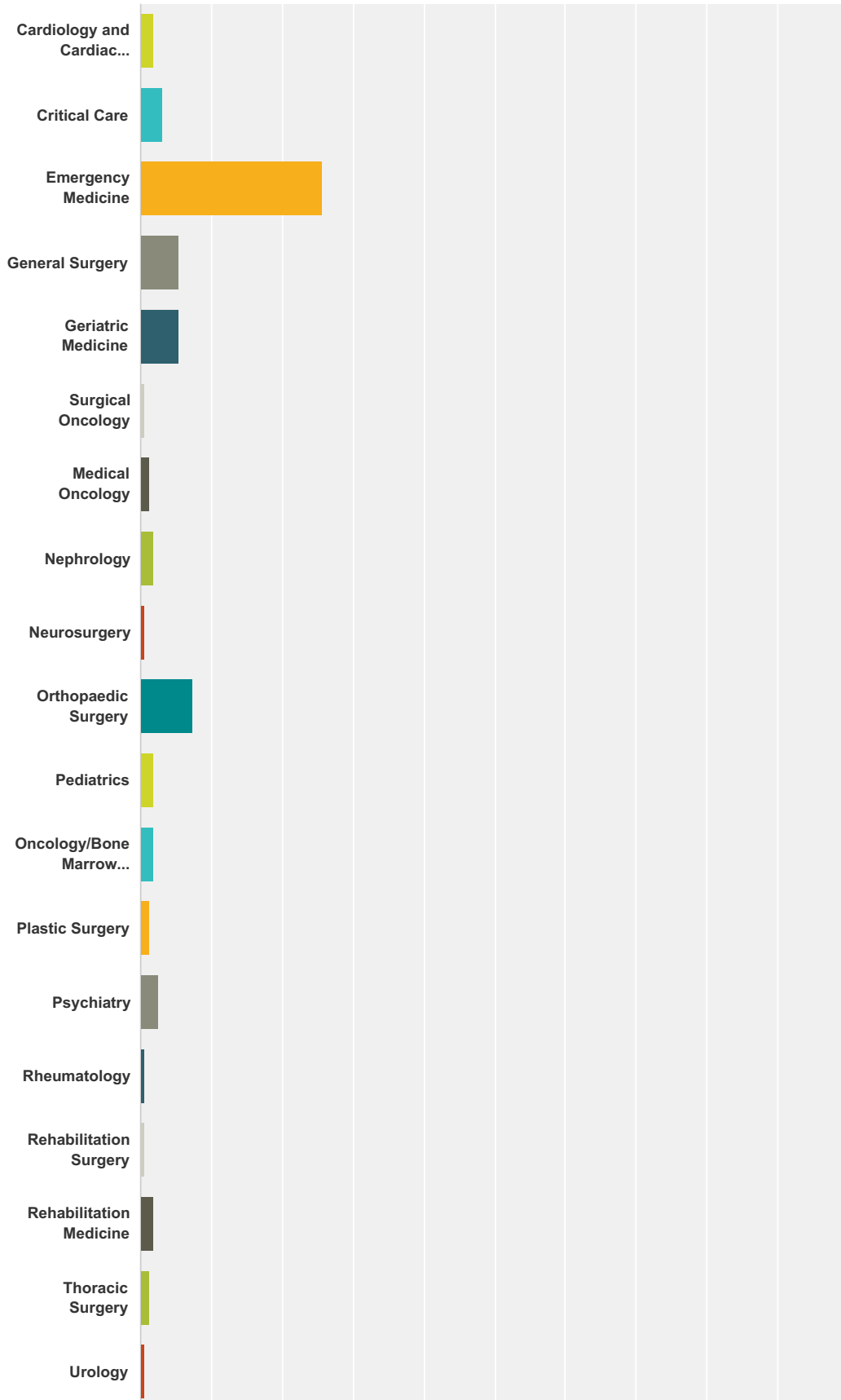
Answered: 177 Skipped: 35



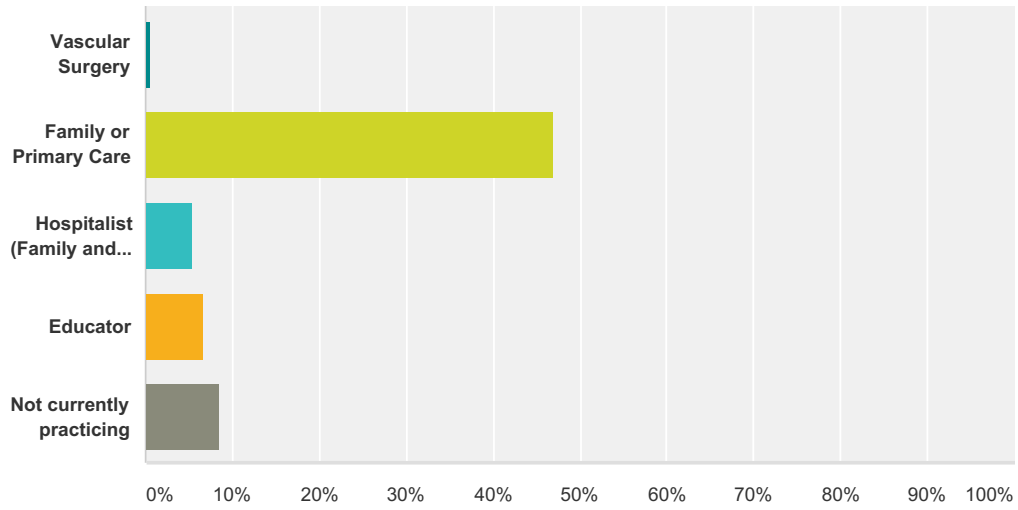
Answer Choices	Responses	
1-10	22.60%	40
11-20	39.55%	70
21-30	16.38%	29
More than 30	9.60%	17
Not Applicable	11.86%	21
<b>Total</b>		<b>177</b>

### Q27 Physician Assistant area of practice

Answered: 164 Skipped: 48



CAPA Census 2015 / Sondage de 2015 de l'ACAM



Answer Choices	Responses
Cardiology and Cardiac Sciences	1.83% 3
Critical Care	3.05% 5
Emergency Medicine	25.61% 42
General Surgery	5.49% 9
Geriatric Medicine	5.49% 9
Surgical Oncology	0.61% 1
Medical Oncology	1.22% 2
Nephrology	1.83% 3
Neurosurgery	0.61% 1
Orthopaedic Surgery	7.32% 12
Pediatrics	1.83% 3
Oncology/Bone Marrow Transplant	1.83% 3
Plastic Surgery	1.22% 2
Psychiatry	2.44% 4
Rheumatology	0.61% 1
Rehabilitation Surgery	0.61% 1
Rehabilitation Medicine	1.83% 3
Thoracic Surgery	1.22% 2
Urology	0.61% 1
Vascular Surgery	0.61% 1
Family or Primary Care	46.95% 77
Hospitalist (Family and Internal)	5.49% 9
Educator	6.71% 11

CAPA Census 2015 / Sondage de 2015 de l'ACAM

Not currently practicing	8.54%	14
<b>Total Respondents: 164</b>		

**Q28 If you work with in-patients or in surgery at a hospital, how many patients do you provide care to during your average daily census?**

Answered: 53 Skipped: 159



**Q29 Excluding on-call activities, how many hours in an average week do you usually spend on the following:**

Answered: 160 Skipped: 52

Answer Choices	Responses	
i. Direct patient care (hrs/wk)	89.38%	143
ii. In-patient management (hrs/wk)	42.50%	68
iii. Committees or meetings (hrs/wk)	60.62%	97
iv. Administration (hrs/wk)	71.25%	114
v. Research (hrs/wk)	40.00%	64
vi. Teaching (hrs/wk)	49.38%	79
vii. Other (please specify) (hrs/wk)	10.63%	17
viii. Not currently working as a PA	8.75%	14

**Q30 How many hours does your base week consist of?**

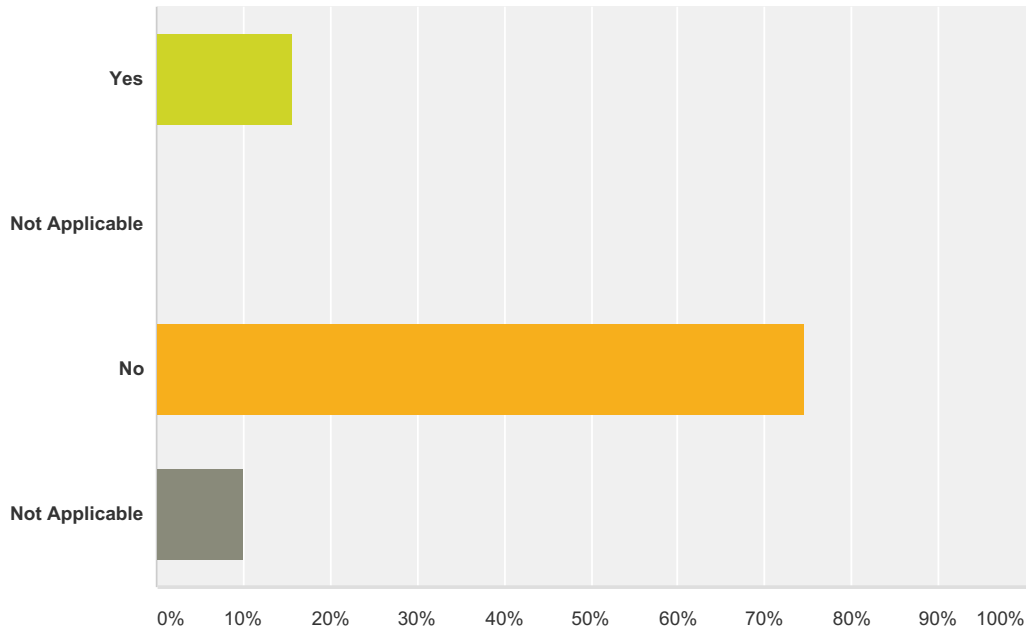
Answered: 158 Skipped: 54

**Q31 How many hours per year do you devote to Continuing Professional Development (CPD)?**

Answered: 153 Skipped: 59

### Q32 Do you have on-call duties?

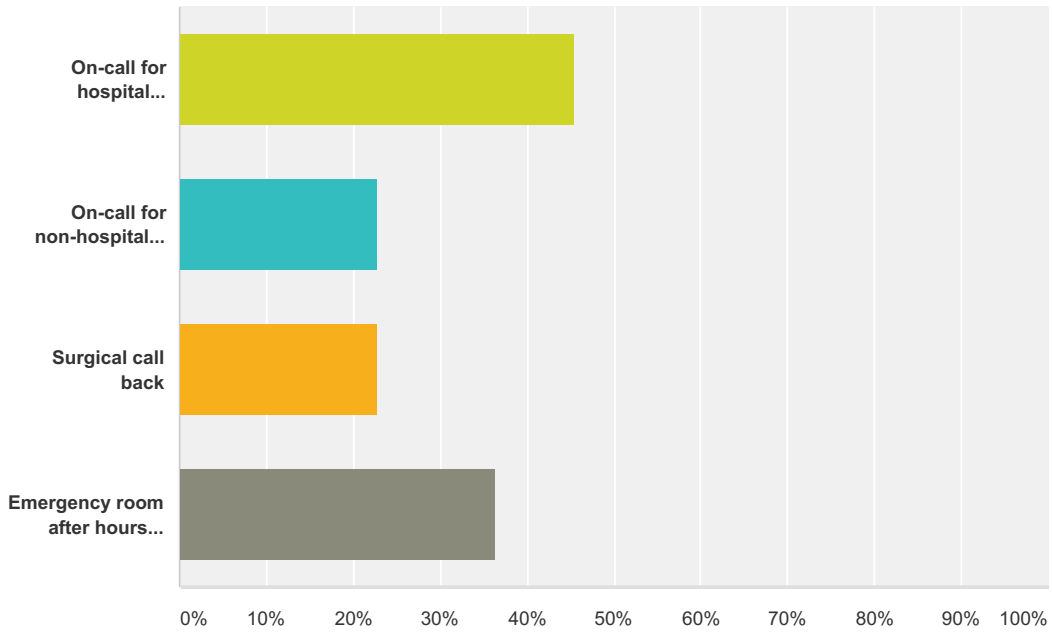
Answered: 180 Skipped: 32



Answer Choices	Responses
Yes	15.56% 28
Not Applicable	0.00% 0
No	74.44% 134
Not Applicable	10.00% 18
<b>Total</b>	<b>180</b>

**Q33 If yes, describe your on-call activities.**

Answered: 22 Skipped: 190



Answer Choices	Responses
On-call for hospital in-patients	45.45% 10
On-call for non-hospitalized patients – telephone availability only	22.73% 5
Surgical call back	22.73% 5
Emergency room after hours coverage	36.36% 8
<b>Total Respondents: 22</b>	

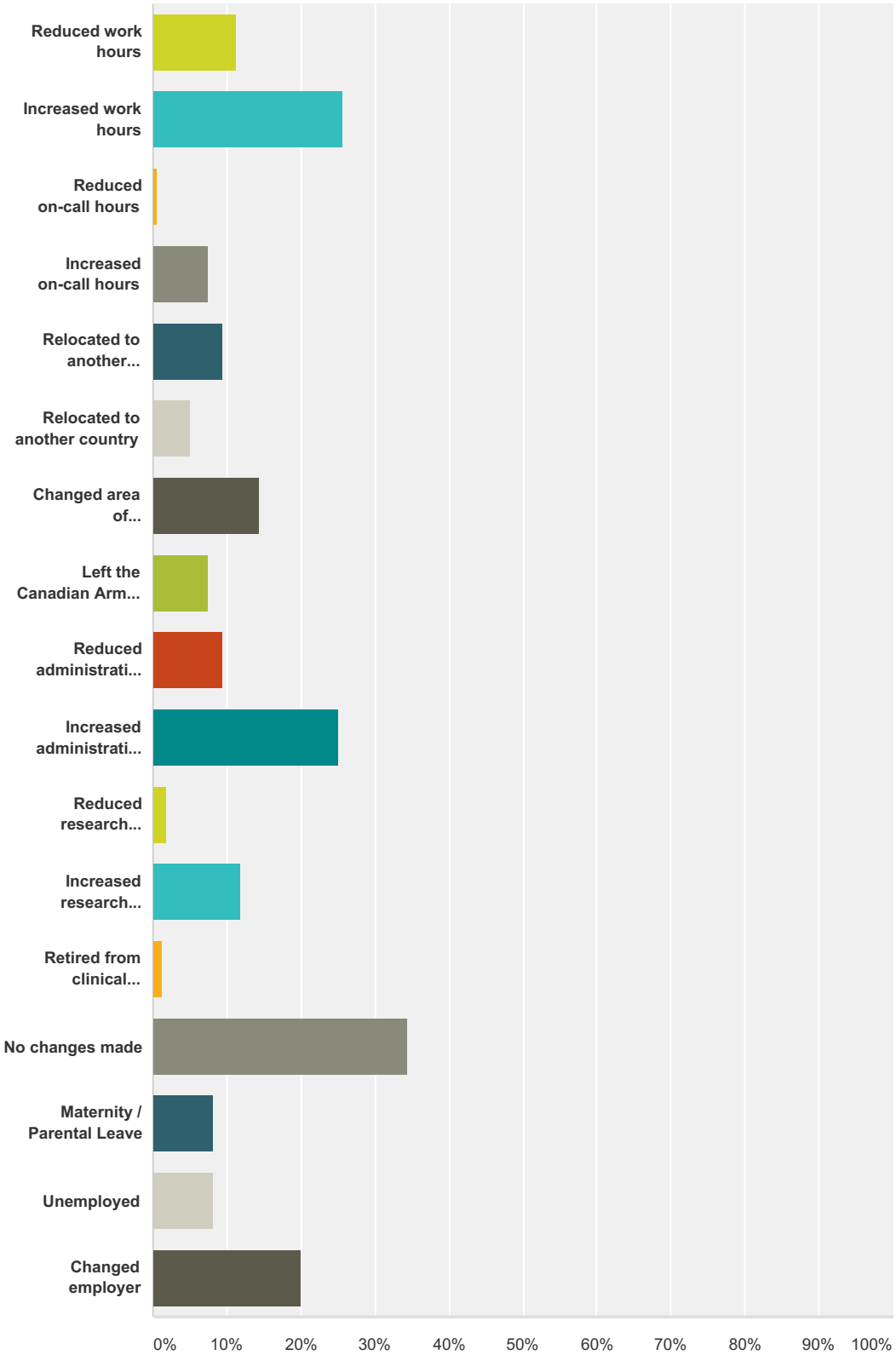
**Q34 Please estimate your average total  
number of on-call work hours per month:**

Answered: 85 Skipped: 127

**Q35 With reference to the last 2 years,  
please indicate all of the changes you have  
made.**

Answered: 160 Skipped: 52

CAPA Census 2015 / Sondage de 2015 de l'ACAM



Answer Choices	Responses
Reduced work hours	11.25% 18
Increased work hours	25.62% 41

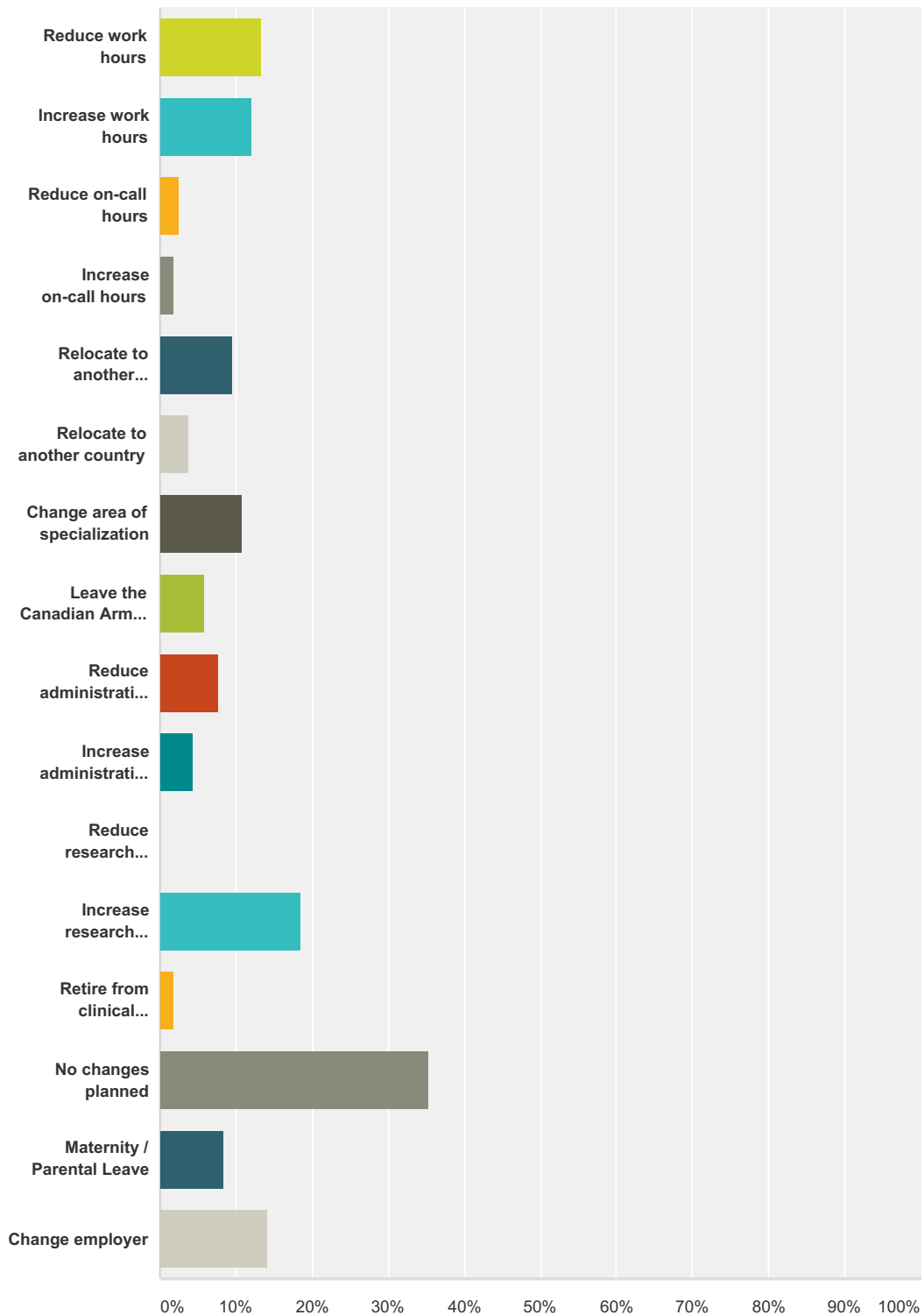


CAPA Census 2015 / Sondage de 2015 de l'ACAM

Reduced on-call hours	0.63%	1
Increased on-call hours	7.50%	12
Relocated to another province/territory	9.38%	15
Relocated to another country	5.00%	8
Changed area of specialization	14.37%	23
Left the Canadian Armed Forces to become a civilian PA	7.50%	12
Reduced administrative duties	9.38%	15
Increased administrative duties	25.00%	40
Reduced research activities	1.88%	3
Increased research activities	11.88%	19
Retired from clinical practice	1.25%	2
No changes made	34.38%	55
Maternity / Parental Leave	8.13%	13
Unemployed	8.13%	13
Changed employer	20.00%	32
<b>Total Respondents: 160</b>		

**Q36 With reference to the next 2 years, do you intend to do any of the following:**

Answered: 156 Skipped: 56



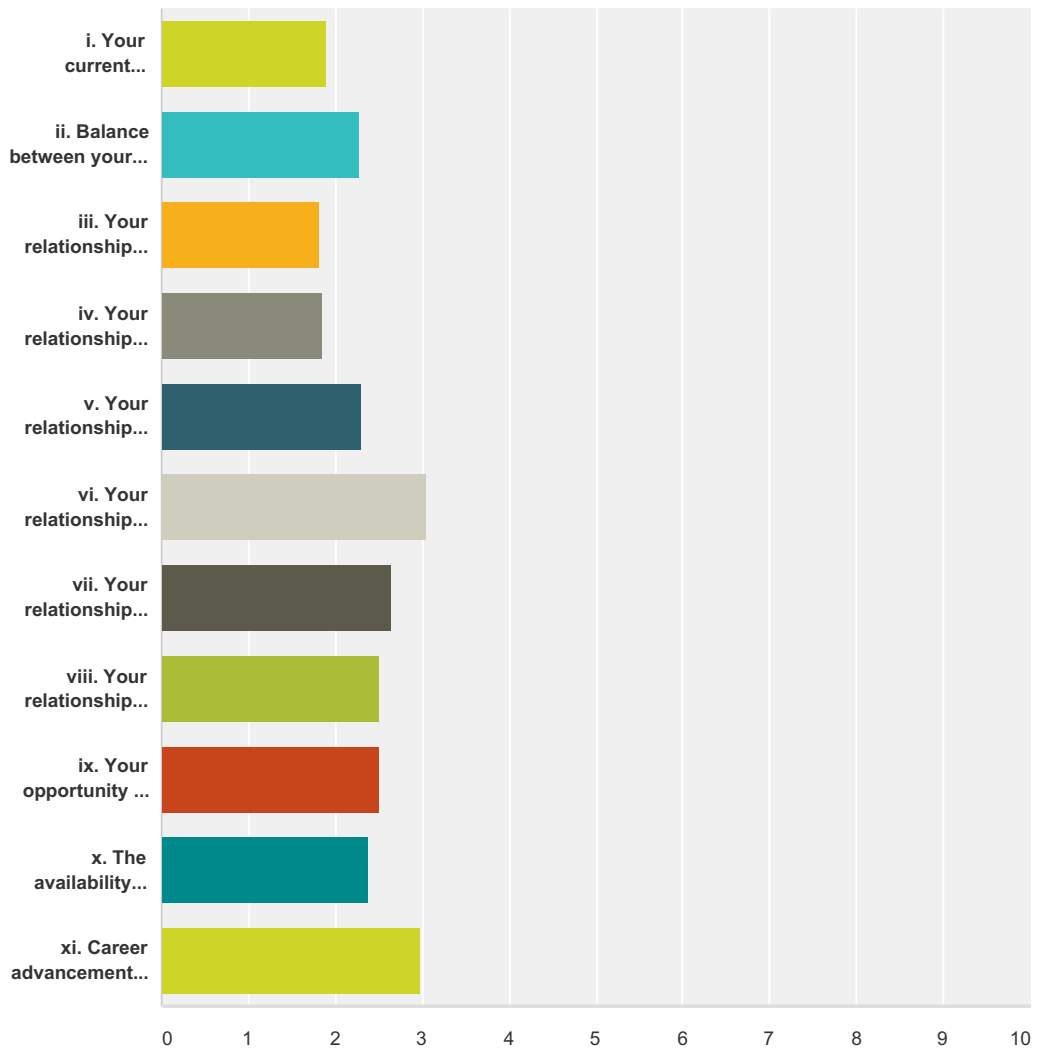
Answer Choices	Responses
----------------	-----------

CAPA Census 2015 / Sondage de 2015 de l'ACAM

Reduce work hours	13.46%	21
Increase work hours	12.18%	19
Reduce on-call hours	2.56%	4
Increase on-call hours	1.92%	3
Relocate to another province/territory	9.62%	15
Relocate to another country	3.85%	6
Change area of specialization	10.90%	17
Leave the Canadian Armed Forces to become a civilian PA	5.77%	9
Reduce administrative duties	7.69%	12
Increase administrative duties	4.49%	7
Reduce research activities	0.00%	0
Increase research activities	18.59%	29
Retire from clinical practice	1.92%	3
No changes planned	35.26%	55
Maternity / Parental Leave	8.33%	13
Change employer	14.10%	22
<b>Total Respondents: 156</b>		

### Q37 Please rate your satisfaction with each of the following:

Answered: 171 Skipped: 41



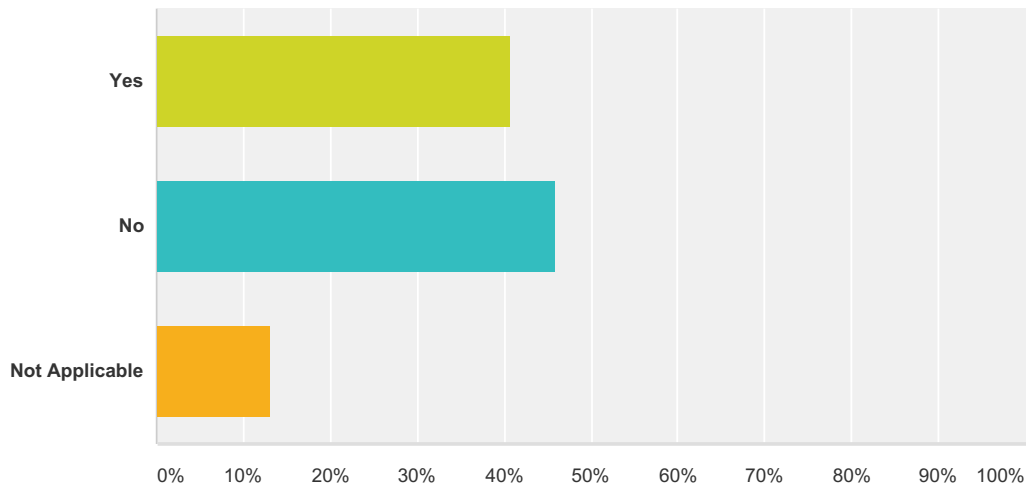
	Very Satisfied	Somewhat Satisfied	Neutral	Somewhat Dissatisfied	Very Dissatisfied	Not Applicable	Total	Weighted Average
i. Your current professional life	45.03% 77	39.18% 67	4.09% 7	5.26% 9	4.09% 7	2.34% 4	171	1.91
ii. Balance between your personal and professional commitment	32.16% 55	38.01% 65	11.70% 20	10.53% 18	2.92% 5	4.68% 8	171	2.28
iii. Your relationship with your patients	55.88% 95	30.00% 51	5.29% 9	1.18% 2	0.00% 0	7.65% 13	170	1.82
iv. Your relationship with your supervising physician(s)	62.57% 107	19.88% 34	6.43% 11	1.75% 3	0.00% 0	9.36% 16	171	1.85
v. Your relationship with nursing staff	50.88% 87	23.98% 41	5.85% 10	0.58% 1	0.58% 1	18.13% 31	171	2.30
vi. Your relationship with advance practice nurses	35.09% 60	19.88% 34	11.11% 19	3.51% 6	0.00% 0	30.41% 52	171	3.05

CAPA Census 2015 / Sondage de 2015 de l'ACAM

vii. Your relationship with other hospital professionals	<b>35.29%</b> 60	<b>31.18%</b> 53	<b>9.41%</b> 16	<b>1.76%</b> 3	<b>0.59%</b> 1	<b>21.76%</b> 37	170	2.66
viii. Your relationship with community professionals	<b>33.33%</b> 57	<b>35.09%</b> 60	<b>12.87%</b> 22	<b>1.75%</b> 3	<b>0.00%</b> 0	<b>16.96%</b> 29	171	2.51
ix. Your opportunity to use your skills to their full extent	<b>25.73%</b> 44	<b>36.26%</b> 62	<b>11.70%</b> 20	<b>17.54%</b> 30	<b>5.85%</b> 10	<b>2.92%</b> 5	171	2.50
x. The availability of CPD opportunities to meet your needs	<b>25.73%</b> 44	<b>36.84%</b> 63	<b>20.47%</b> 35	<b>10.53%</b> 18	<b>4.68%</b> 8	<b>1.75%</b> 3	171	2.37
xi. Career advancement opportunities	<b>8.77%</b> 15	<b>33.33%</b> 57	<b>27.49%</b> 47	<b>15.79%</b> 27	<b>10.53%</b> 18	<b>4.09%</b> 7	171	2.98

### Q38 Do you have professional liability insurance?

Answered: 174 Skipped: 38



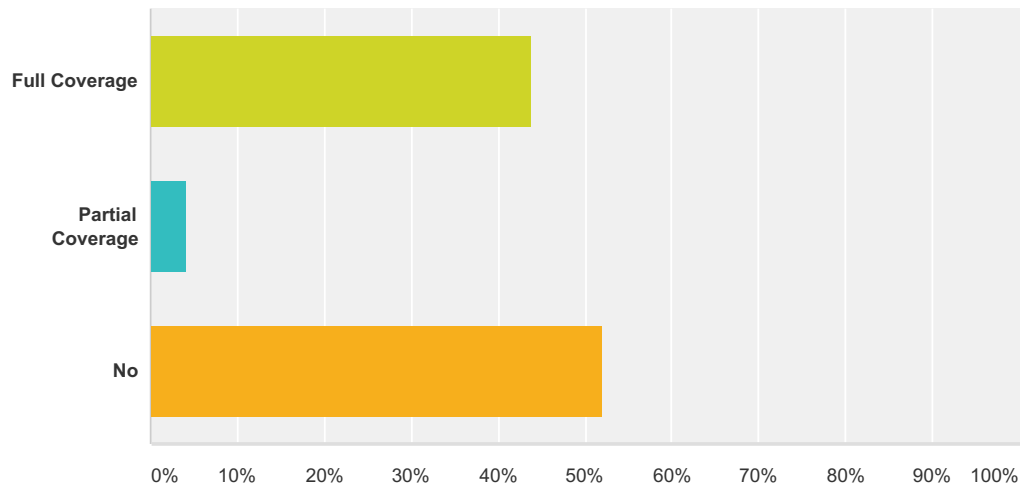
Answer Choices	Responses
Yes	40.80% 71
No	45.98% 80
Not Applicable	13.22% 23
<b>Total</b>	<b>174</b>

**Q39 If answered yes then with which organization?**

Answered: 68 Skipped: 144

### Q40 If answered yes then does your employer cover the cost?

Answered: 73 Skipped: 139



Answer Choices	Responses	
Full Coverage	43.84%	32
Partial Coverage	4.11%	3
No	52.05%	38
<b>Total</b>		<b>73</b>

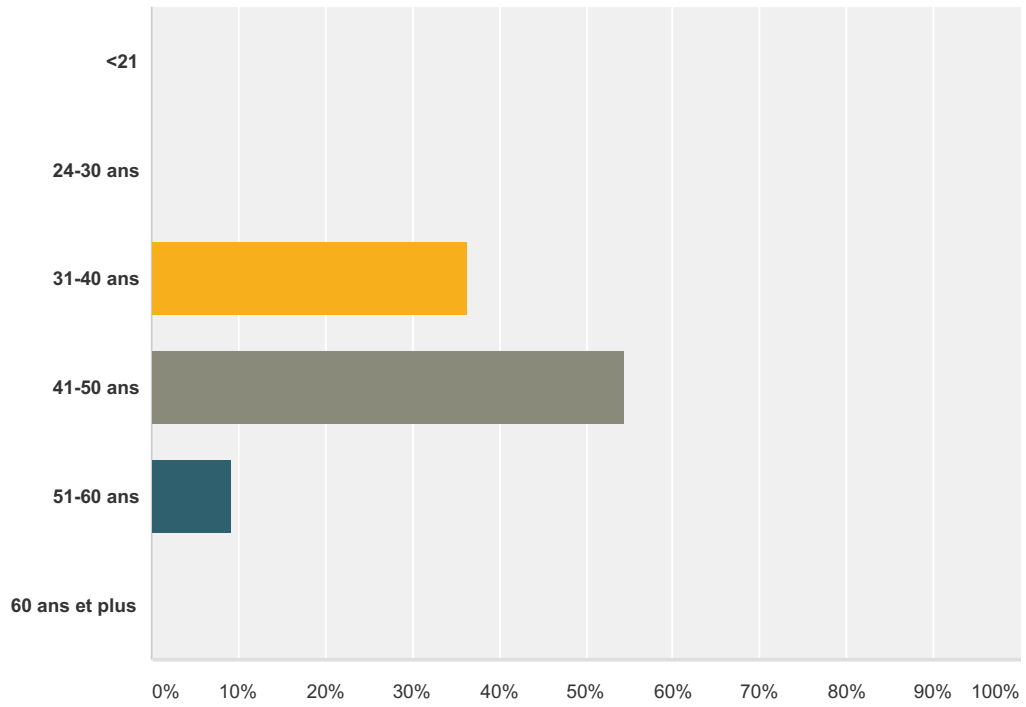


**Q41 Comments:**

Answered: 34 Skipped: 178

## Q42 Groupe d'âge

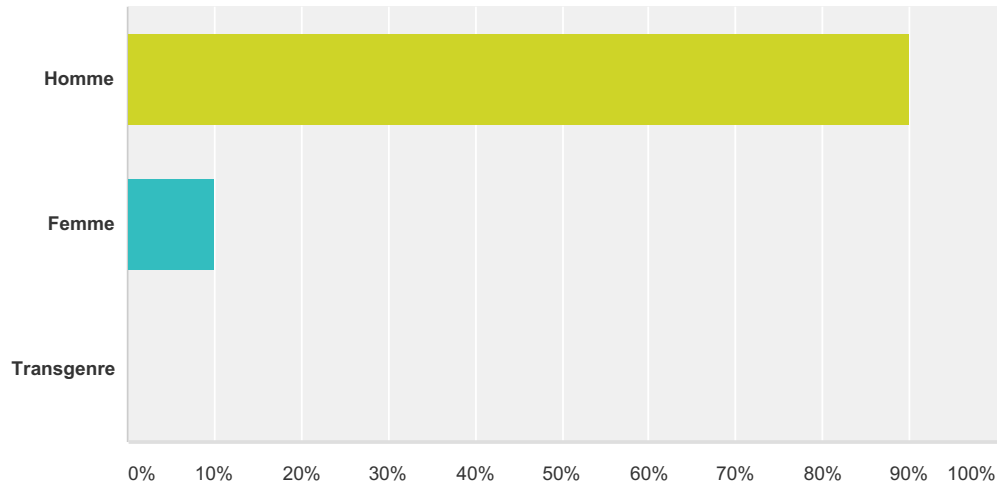
Answered: 11 Skipped: 201



Answer Choices	Responses	
<21	0.00%	0
24-30 ans	0.00%	0
31-40 ans	36.36%	4
41-50 ans	54.55%	6
51-60 ans	9.09%	1
60 ans et plus	0.00%	0
<b>Total</b>		<b>11</b>

### Q43 Sexe

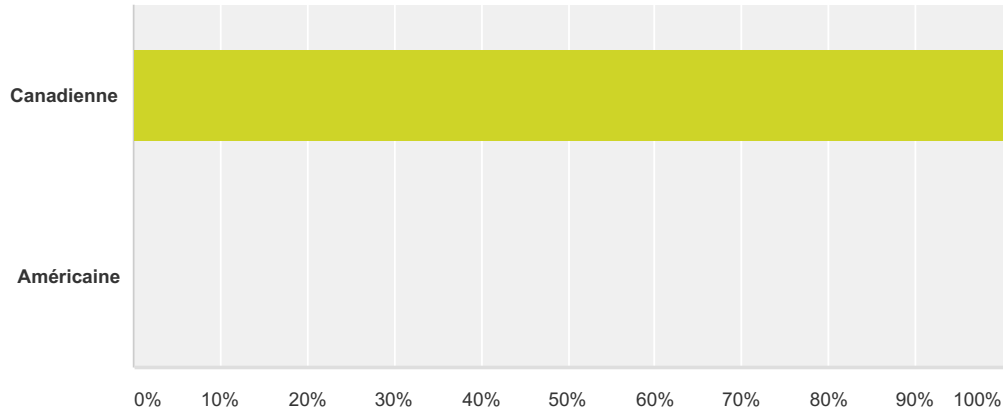
Answered: 10 Skipped: 202



Answer Choices	Responses
Homme	90.00% 9
Femme	10.00% 1
Transgenre	0.00% 0
<b>Total</b>	<b>10</b>

### Q44 Nationalité

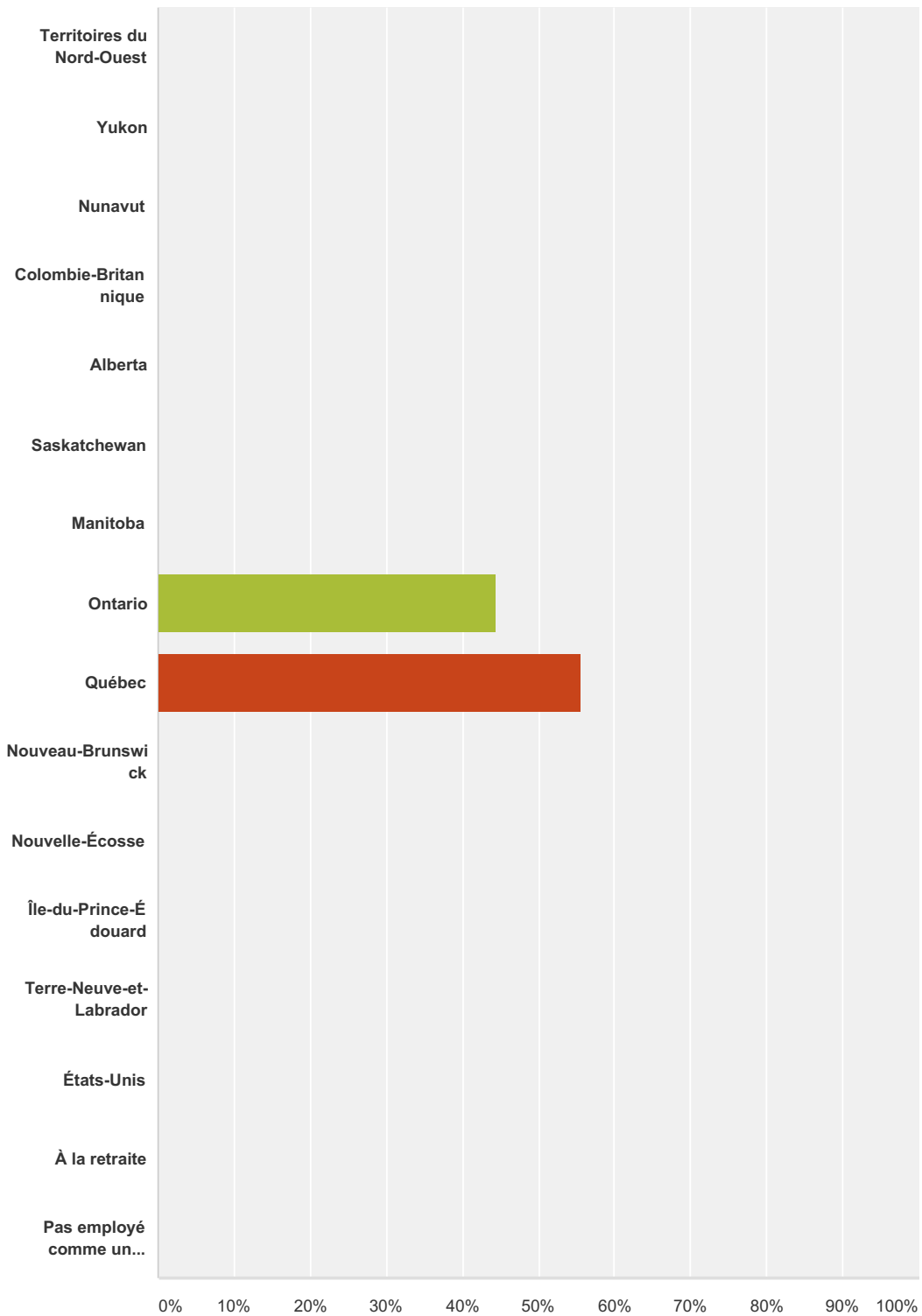
Answered: 10 Skipped: 202



Answer Choices	Responses
Canadienne	100.00% 10
Américaine	0.00% 0
<b>Total</b>	<b>10</b>

### Q45 Province/territoire d'emploi (pas nécessairement de résidence)

Answered: 9 Skipped: 203



Answer Choices

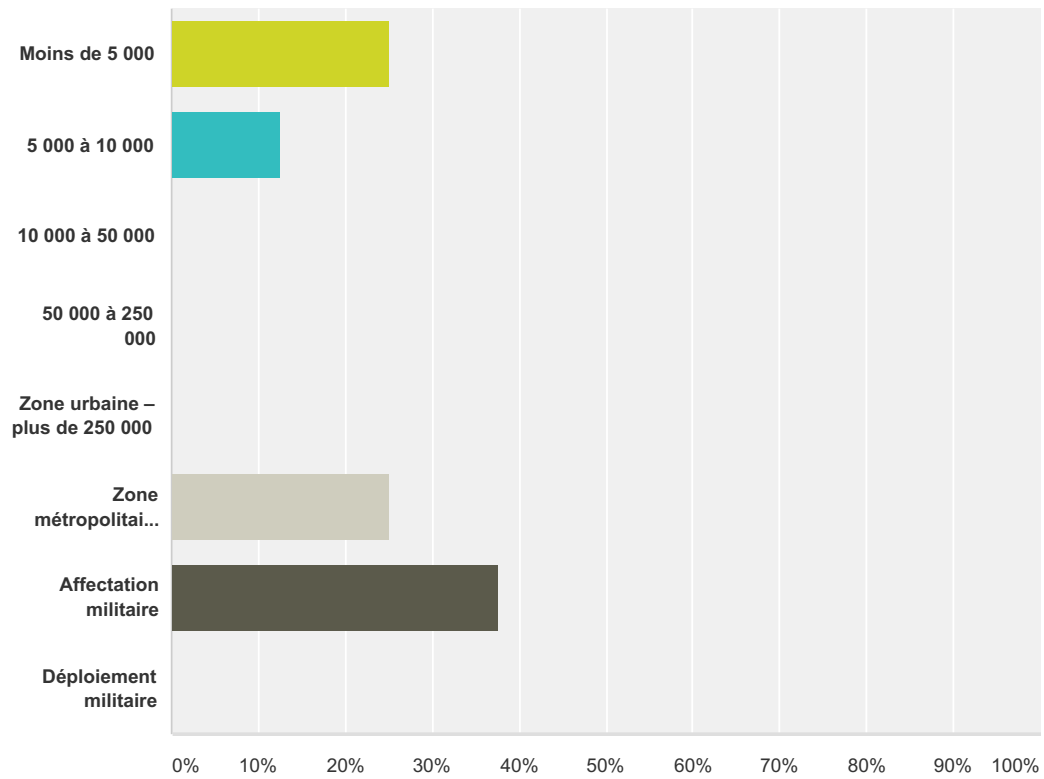
Responses

CAPA Census 2015 / Sondage de 2015 de l'ACAM

Territoires du Nord-Ouest	0.00%	0
Yukon	0.00%	0
Nunavut	0.00%	0
Colombie-Britannique	0.00%	0
Alberta	0.00%	0
Saskatchewan	0.00%	0
Manitoba	0.00%	0
Ontario	44.44%	4
Québec	55.56%	5
Nouveau-Brunswick	0.00%	0
Nouvelle-Écosse	0.00%	0
Île-du-Prince-Édouard	0.00%	0
Terre-Neuve-et-Labrador	0.00%	0
États-Unis	0.00%	0
À la retraite	0.00%	0
Pas employé comme un adjoint au médecin en ce moment	0.00%	0
<b>Total</b>		<b>9</b>

### Q46 Taille de la population desservie (zone desservie):

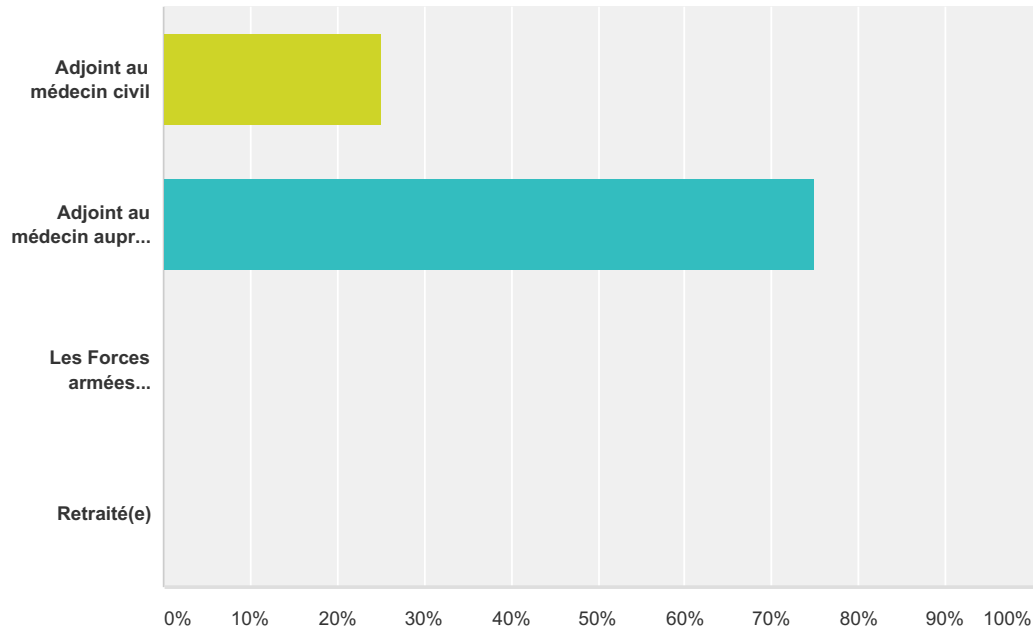
Answered: 8 Skipped: 204



Answer Choices	Responses	
Moins de 5 000	25.00%	2
5 000 à 10 000	12.50%	1
10 000 à 50 000	0.00%	0
50 000 à 250 000	0.00%	0
Zone urbaine – plus de 250 000	0.00%	0
Zone métropolitaine – plus de 500 000	25.00%	2
Affectation militaire	37.50%	3
Déploiement militaire	0.00%	0
<b>Total</b>		<b>8</b>

### Q47 Qu'est-ce qui vous décrit le mieux?

Answered: 8 Skipped: 204

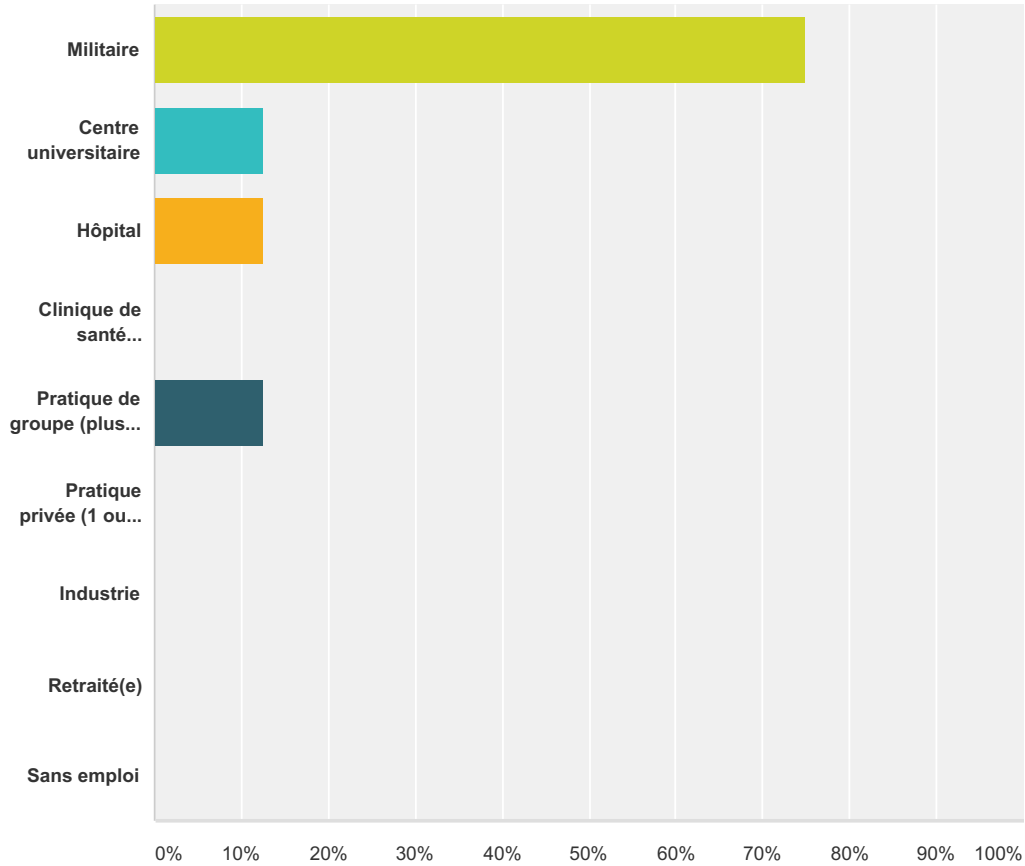


Answer Choices	Responses
Adjoint au médecin civil	25.00% 2
Adjoint au médecin auprès des Forces canadiennes (régulières)	75.00% 6
Les Forces armées canadiennes mais pratique comme adjoint au médecin civil	0.00% 0
Retraité(e)	0.00% 0
<b>Total</b>	<b>8</b>



### Q48 Type de pratique médicale dans laquelle vous travaillez en tant qu'adjoint au médecin :

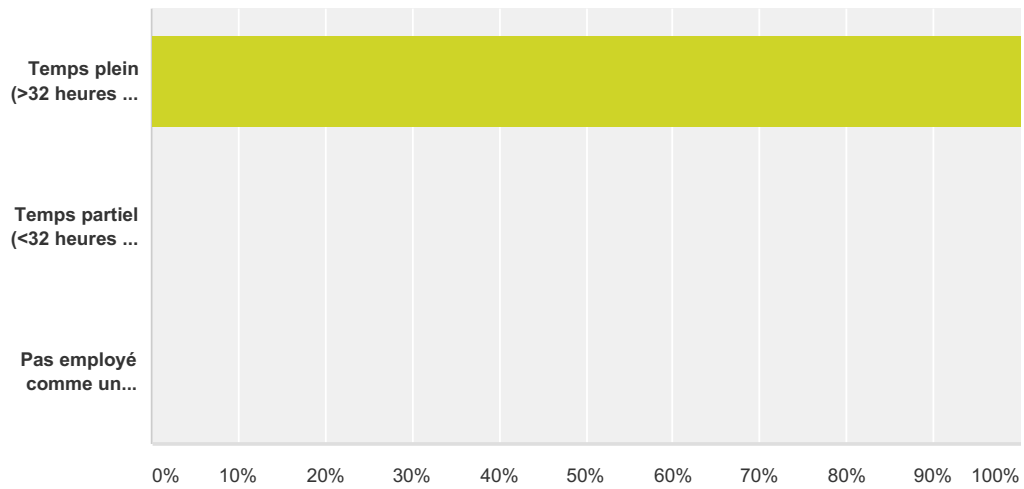
Answered: 8 Skipped: 204



Answer Choices	Responses	Count
Militaire	75.00%	6
Centre universitaire	12.50%	1
Hôpital	12.50%	1
Clinique de santé communautaire	0.00%	0
Pratique de groupe (plus de 4 prestataires)	12.50%	1
Pratique privée (1 ou 2 prestataires)	0.00%	0
Industrie	0.00%	0
Retraité(e)	0.00%	0
Sans emploi	0.00%	0
<b>Total Respondents: 8</b>		

### Q49 Qu'est-ce qui décrit le mieux votre état de service comme adjoint au médecin?

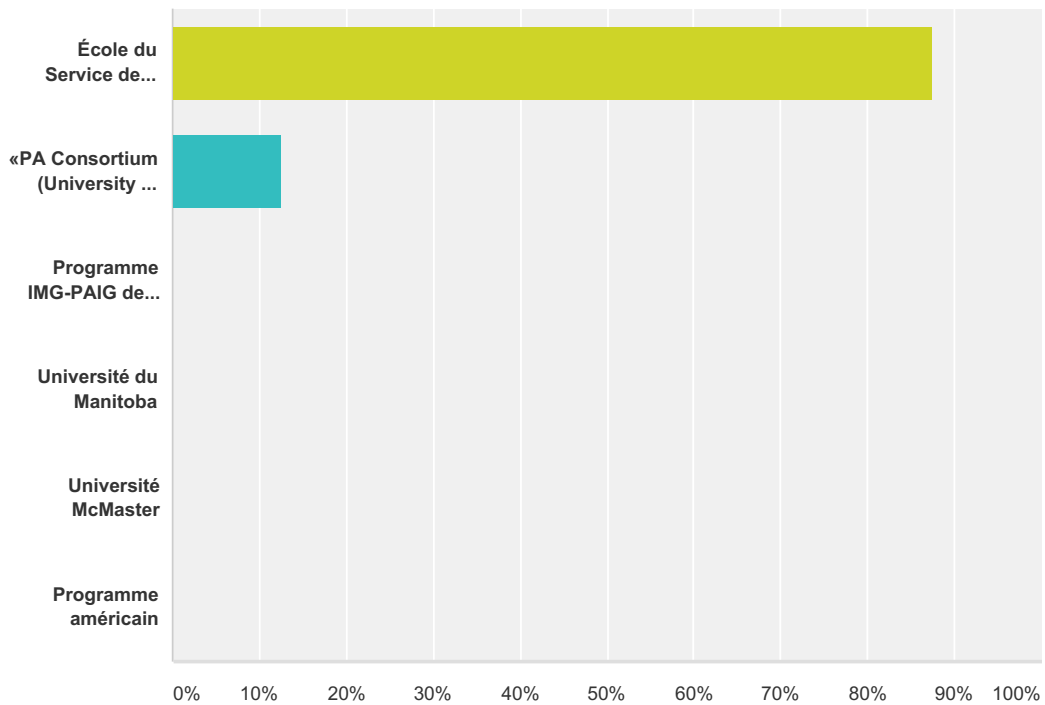
Answered: 8 Skipped: 204



Answer Choices	Responses
Temps plein (>32 heures par semaine)	100.00% 8
Temps partiel (<32 heures par semaine)	0.00% 0
Pas employé comme un adjoint au médecin en ce moment	0.00% 0
<b>Total</b>	<b>8</b>

### Q50 De quel programme d'adjoint au médecin êtes-vous diplômé?

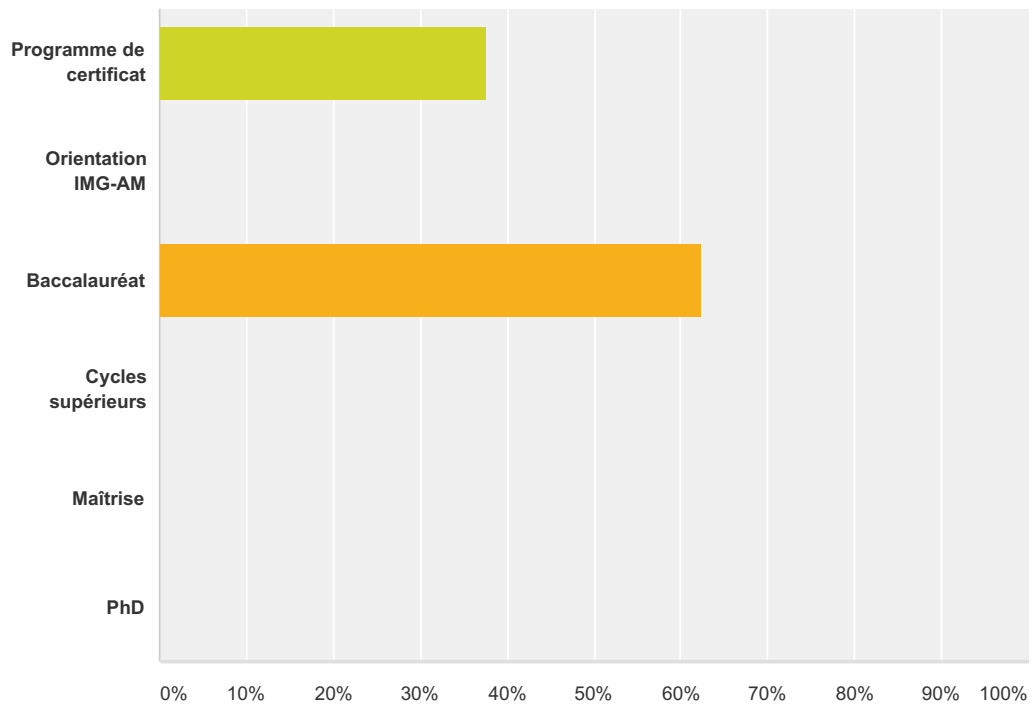
Answered: 8 Skipped: 204



Answer Choices	Responses
École du Service de santé des Forces armées canadiennes	87.50% 7
«PA Consortium (University of Toronto, Michener Institute of Applied Sciences and Northern Ontario School of Medicine)»	12.50% 1
Programme IMG-PAIG de l'Ontario	0.00% 0
Université du Manitoba	0.00% 0
Université McMaster	0.00% 0
Programme américain	0.00% 0
<b>Total</b>	<b>8</b>

### Q51 Quel niveau de formation spécialisée d'adjoint au médecin avez-vous atteint?

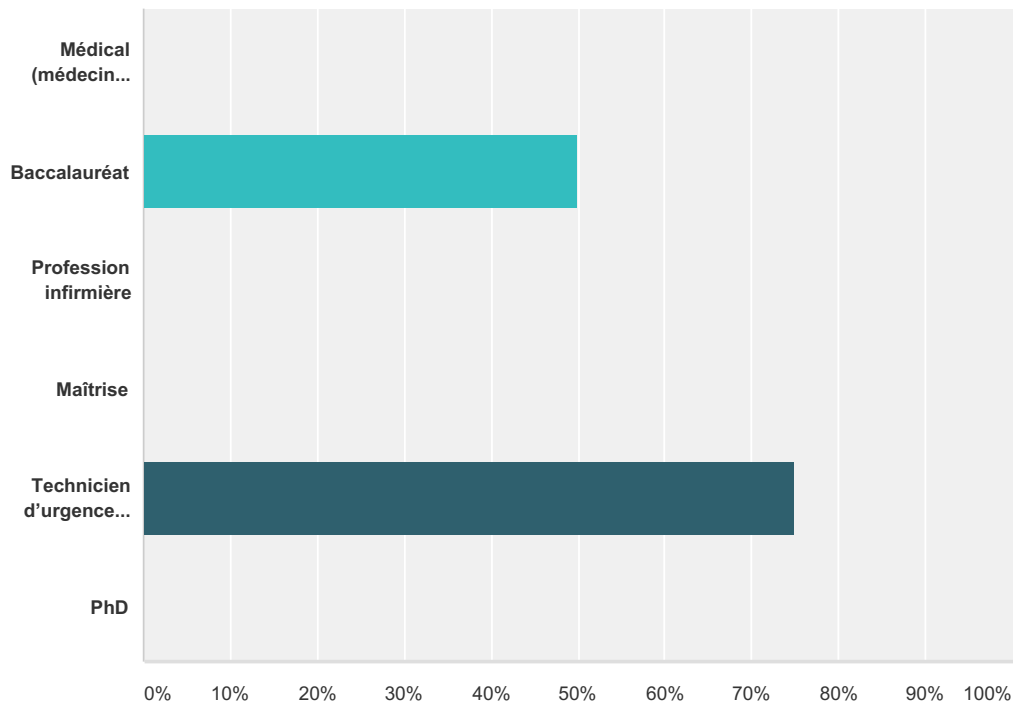
Answered: 8 Skipped: 204



Answer Choices	Responses	
Programme de certificat	37.50%	3
Orientation IMG-AM	0.00%	0
Baccalauréat	62.50%	5
Cycles supérieurs	0.00%	0
Maîtrise	0.00%	0
PhD	0.00%	0
<b>Total</b>		<b>8</b>

### Q52 Autres que celui d'adjoit au médecin, quels diplômes détenez-vous?

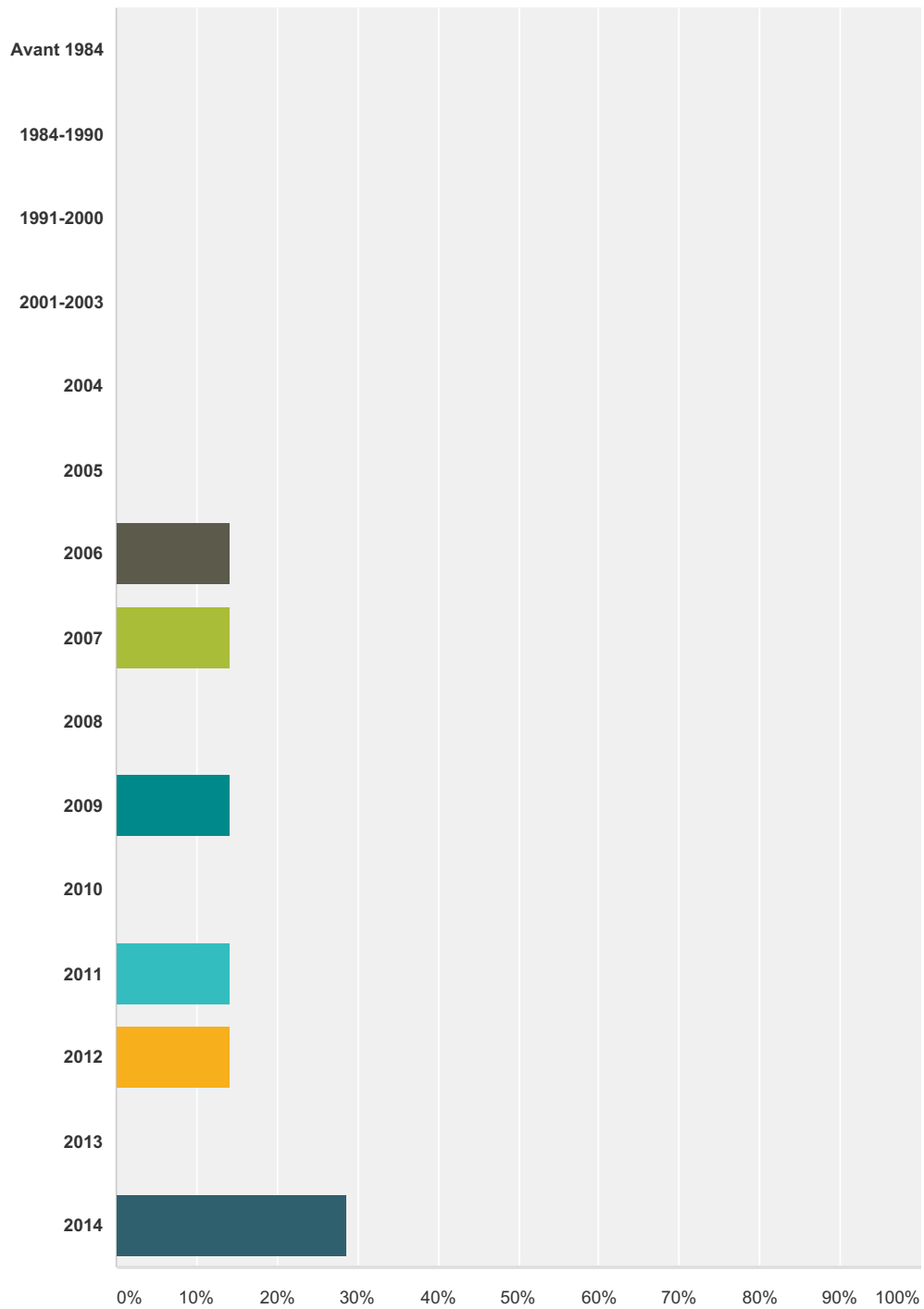
Answered: 4 Skipped: 208



Answer Choices	Responses
Médical (médecin désigné)	0.00% 0
Baccalauréat	50.00% 2
Profession infirmière	0.00% 0
Maîtrise	0.00% 0
Technicien d'urgence médicale	75.00% 3
PhD	0.00% 0
<b>Total Respondents: 4</b>	

### Q53 Année d'obtention du diplôme d'adjoint au médecin :

Answered: 7 Skipped: 205



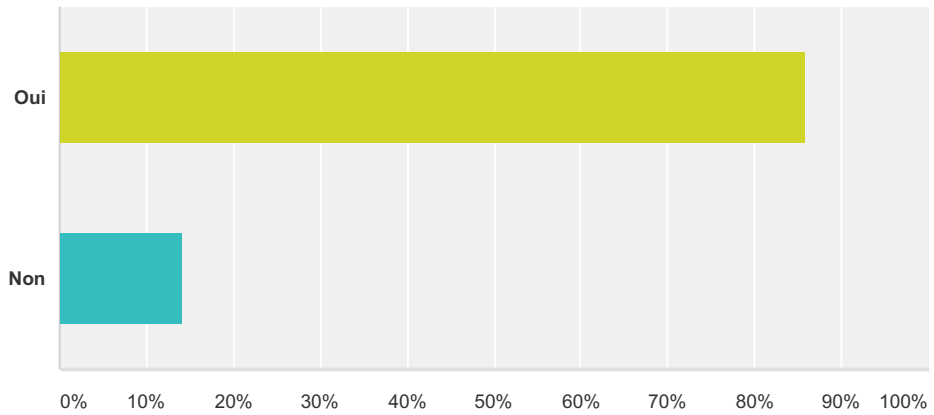
Answer Choices	Responses
Avant 1984	0.00% 0
1984-1990	0.00% 0

## CAPA Census 2015 / Sondage de 2015 de l'ACAM

1991-2000	0.00%	0
2001-2003	0.00%	0
2004	0.00%	0
2005	0.00%	0
2006	14.29%	1
2007	14.29%	1
2008	0.00%	0
2009	14.29%	1
2010	0.00%	0
2011	14.29%	1
2012	14.29%	1
2013	0.00%	0
2014	28.57%	2
<b>Total</b>		<b>7</b>

### Q54 Êtes-vous certifié(e) par le CCAMC?

Answered: 7 Skipped: 205

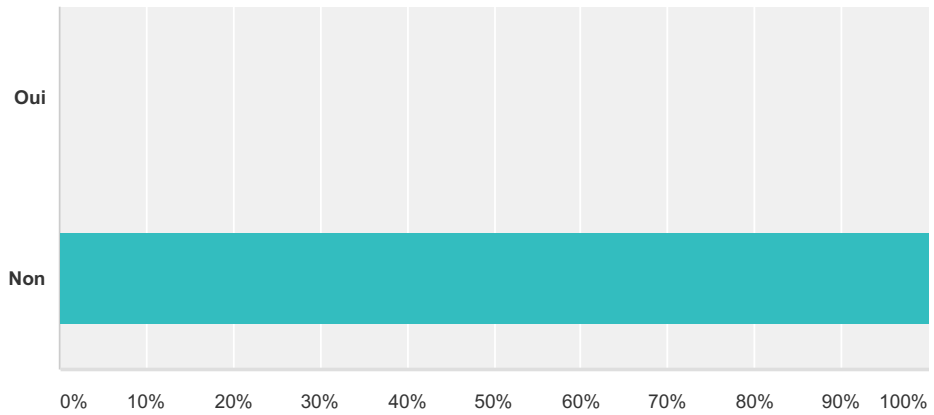


Answer Choices	Responses	
Oui	85.71%	6
Non	14.29%	1
<b>Total</b>		<b>7</b>



### Q55 Êtes-vous certifié(e) par la NCCPA?

Answered: 7 Skipped: 205



Answer Choices	Responses	
Oui	0.00%	0
Non	100.00%	7
<b>Total</b>		<b>7</b>

**Q56 En quelle année êtes-vous devenu  
adjoint au médecin clinique au Canada?**

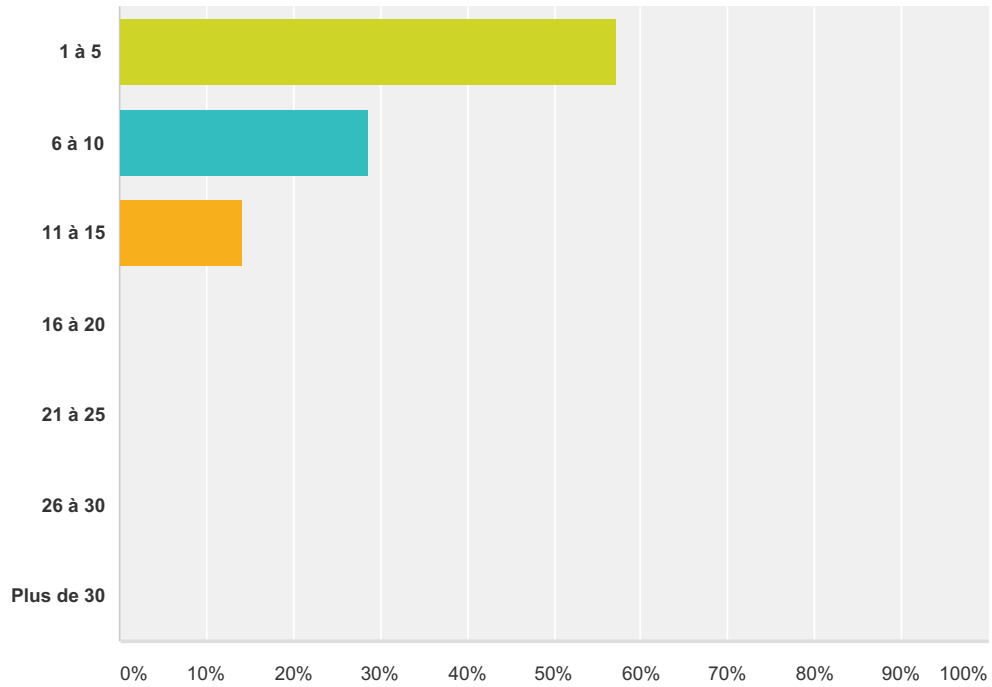
Answered: 7 Skipped: 205

**Q57 Le cas échéant, en quelle année avez-vous quitté les Forces armées canadiennes et êtes devenu adjoint au médecin civil?**

Answered: 2 Skipped: 210

**Q58 Nombre d'années que vous avez travaillé comme adjoint au médecin, y compris le temps passé à l'extérieur du Canada :**

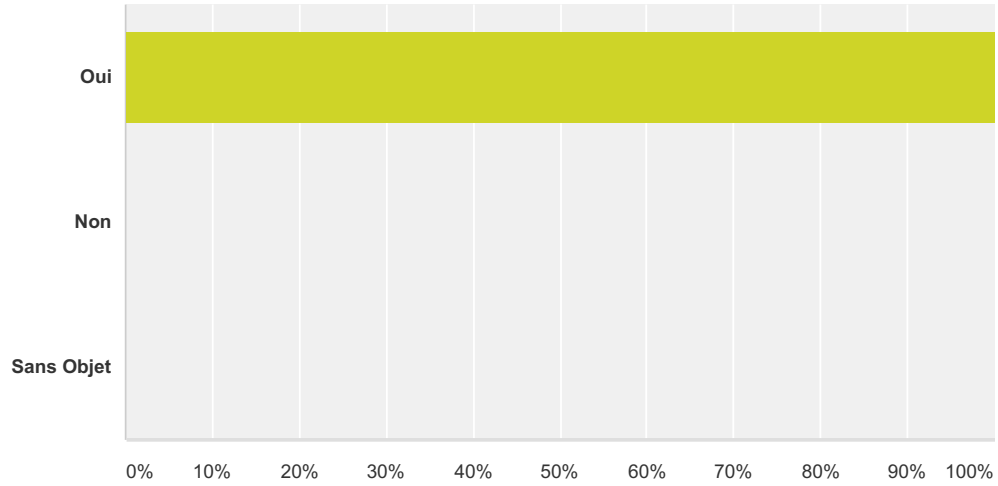
Answered: 7 Skipped: 205



Answer Choices	Responses	Count
1 à 5	57.14%	4
6 à 10	28.57%	2
11 à 15	14.29%	1
16 à 20	0.00%	0
21 à 25	0.00%	0
26 à 30	0.00%	0
Plus de 30	0.00%	0
<b>Total</b>		<b>7</b>

**Q59 Est-ce que votre employeur offre des prestations pour la formation professionnelle continue (FPC)?**

Answered: 7 Skipped: 205



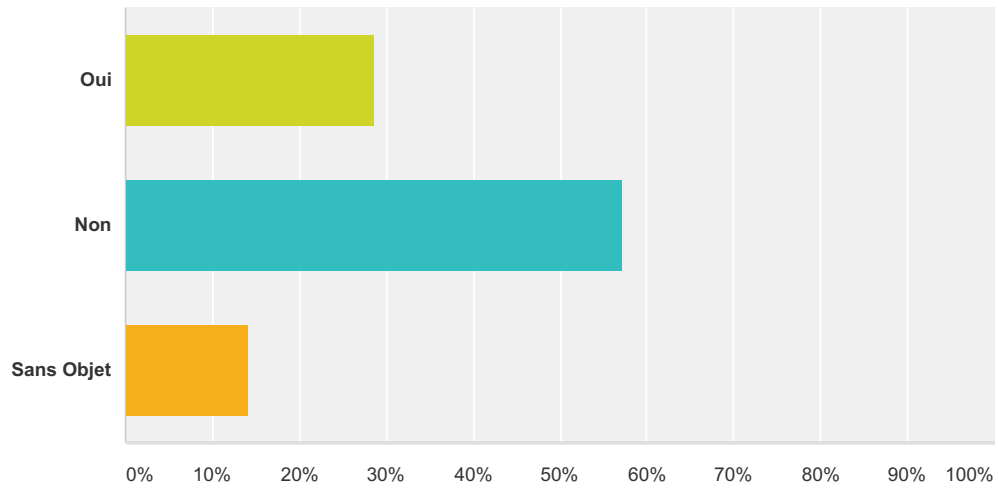
Answer Choices	Responses
Oui	100.00% 7
Non	0.00% 0
Sans Objet	0.00% 0
<b>Total</b>	<b>7</b>

**Q60 Si oui, combien votre employeur verse-t-il annuellement (en dollars)?**

Answered: 4 Skipped: 208

### Q61 Est-ce-que votre employeur paie votre cotisation à une association professionnelle?

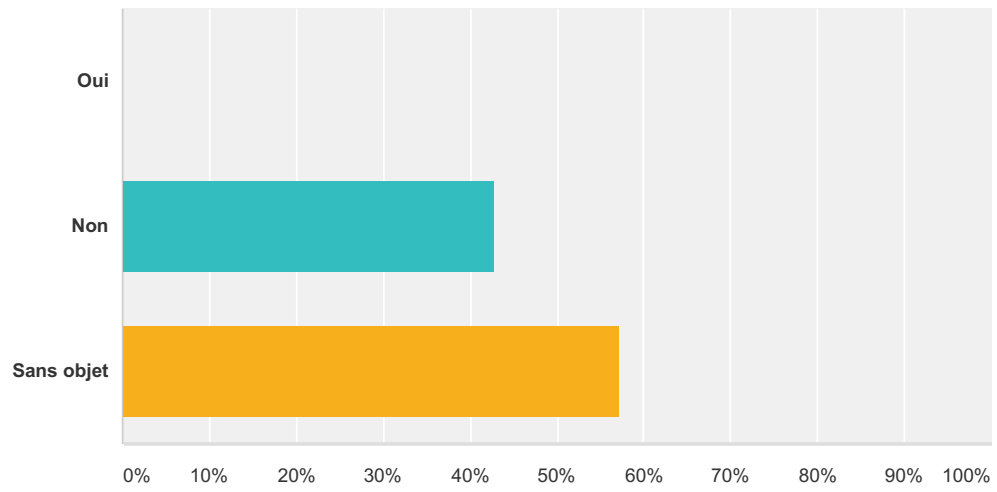
Answered: 7 Skipped: 205



Answer Choices	Responses	
Oui	28.57%	2
Non	57.14%	4
Sans Objet	14.29%	1
<b>Total</b>		<b>7</b>

### Q62 Est-ce que votre employeur paie/rembourse vos droits d'exercer?

Answered: 7 Skipped: 205

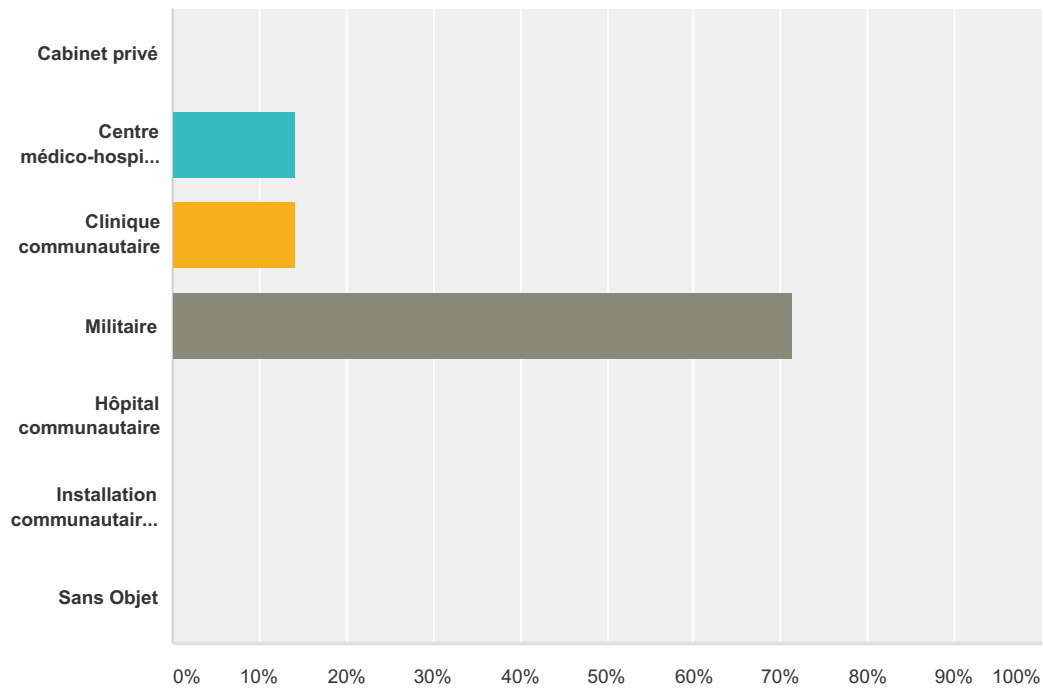


Answer Choices	Responses
Oui	0.00% 0
Non	42.86% 3
Sans objet	57.14% 4
<b>Total</b>	<b>7</b>



### Q63 Veuillez cocher votre principal lieu de soins des patients :

Answered: 7 Skipped: 205



Answer Choices	Responses
Cabinet privé	0.00% 0
Centre médico-hospitalier universitaire	14.29% 1
Clinique communautaire	14.29% 1
Militaire	71.43% 5
Hôpital communautaire	0.00% 0
Installation communautaire (p. ex., soins de longue durée)	0.00% 0
Sans Objet	0.00% 0
<b>Total</b>	<b>7</b>

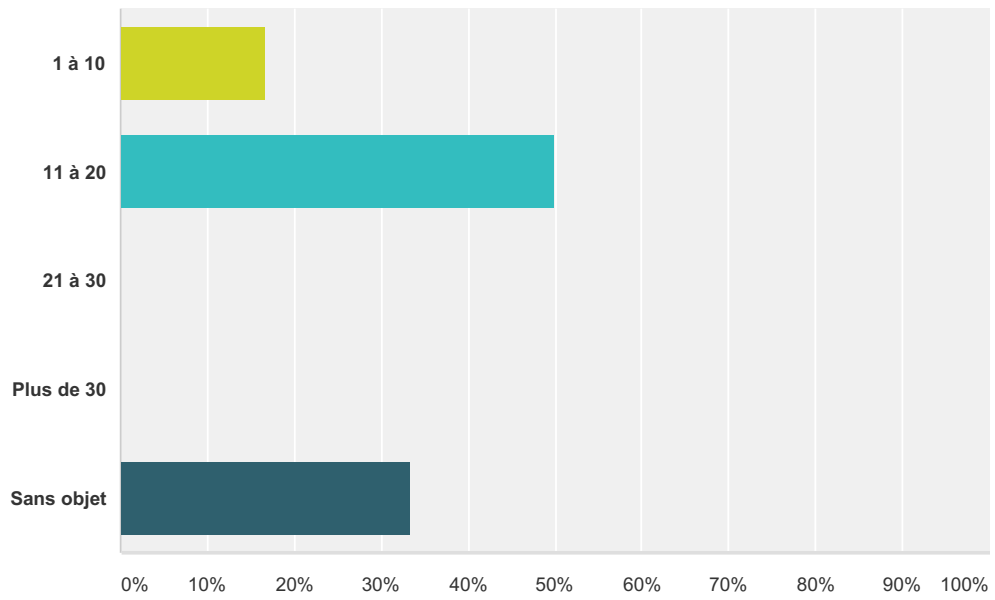
**Q64 Combien de superviseurs médecins  
avez-vous présentement?**

Answered: 5 Skipped: 207

Answer Choices	Responses	
Superviseurs officiels	100.00%	5
Superviseurs auxiliaires	40.00%	2
Sans Objet	0.00%	0

### Q65 Nombre de patients par jour, en moyenne :

Answered: 6 Skipped: 206



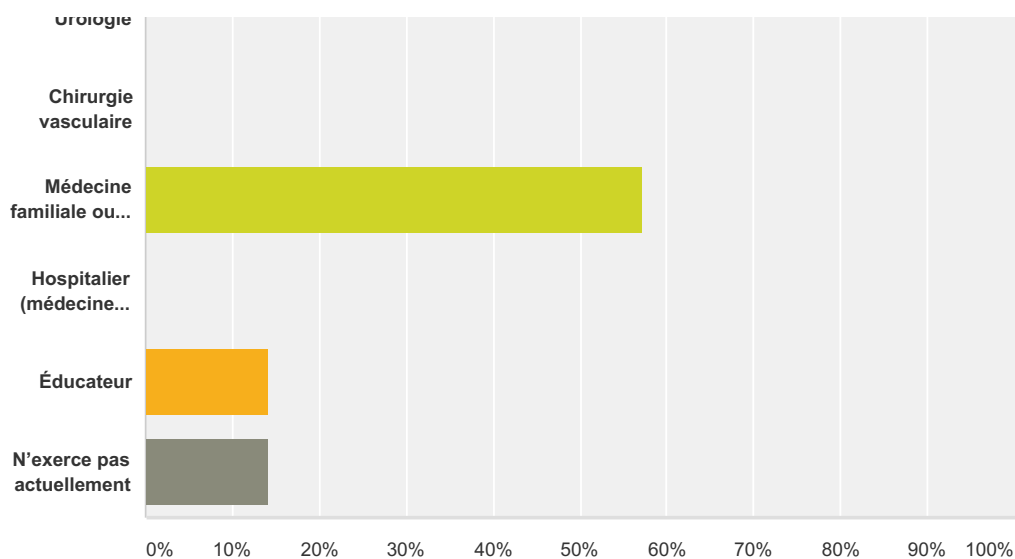
Answer Choices	Responses	
1 à 10	16.67%	1
11 à 20	50.00%	3
21 à 30	0.00%	0
Plus de 30	0.00%	0
Sans objet	33.33%	2
<b>Total</b>		<b>6</b>

### Q66 Domaine de pratique en tant qu'adjoint au médecin :

Answered: 7 Skipped: 205



CAPA Census 2015 / Sondage de 2015 de l'ACAM



Answer Choices	Responses
Cardiologie et sciences cardiaques	0.00% 0
Soins intensifs	0.00% 0
Médecine d'urgence	0.00% 0
Chirurgie générale	0.00% 0
Gériatrie	0.00% 0
Oncologie chirurgicale	0.00% 0
Oncologie médicale	0.00% 0
Néphrologie	0.00% 0
Neurochirurgie	0.00% 0
Chirurgie orthopédique	0.00% 0
Pédiatrie	0.00% 0
Oncologie/greffe de moelle osseuse	14.29% 1
Chirurgie plastique	0.00% 0
Psychiatrie	0.00% 0
Rhumatologie	0.00% 0
Chirurgie de réadaptation	0.00% 0
Médecine de réadaptation	0.00% 0
Chirurgie thoracique	0.00% 0
Urologie	0.00% 0
Chirurgie vasculaire	0.00% 0
Médecine familiale ou soins primaires	57.14% 4
Hospitalier (médecine familiale ou interne)	0.00% 0

## CAPA Census 2015 / Sondage de 2015 de l'ACAM

Éducateur	14.29%	1
N'exerce pas actuellement	14.29%	1
<b>Total Respondents: 7</b>		

**Q67 Si vous travaillez auprès de malades hospitalisés ou en chirurgie dans un hôpital, à combien de patients fournissez-vous des soins au cours de votre dénombrement quotidien moyen?**

Answered: 1 Skipped: 211

**Q68 À l'exception des activités sur appel,  
combien d'heures en une semaine typique  
accordez-vous :**

Answered: 5 Skipped: 207

Answer Choices	Responses	
i. aux soins du patient immédiats (heures/semaine)	80.00%	4
ii. à la prise en charge (heures/semaine)	40.00%	2
iii. à des comités ou réunions (heures/semaine)	80.00%	4
iv. à l'administration (heures/semaine)	80.00%	4
v. à la recherche (heures/semaine)	60.00%	3
vi. à l'enseignement (heures/semaine)	40.00%	2
vii. Autre (précisez) (heures/semaine)	0.00%	0
viii. ne travaille actuellement pas en tant qu'AM	20.00%	1



**Q69 Combien d'heures par semaine  
constituent votre semaine de base (30, 40  
ou 50 heures totales/semaine)?**

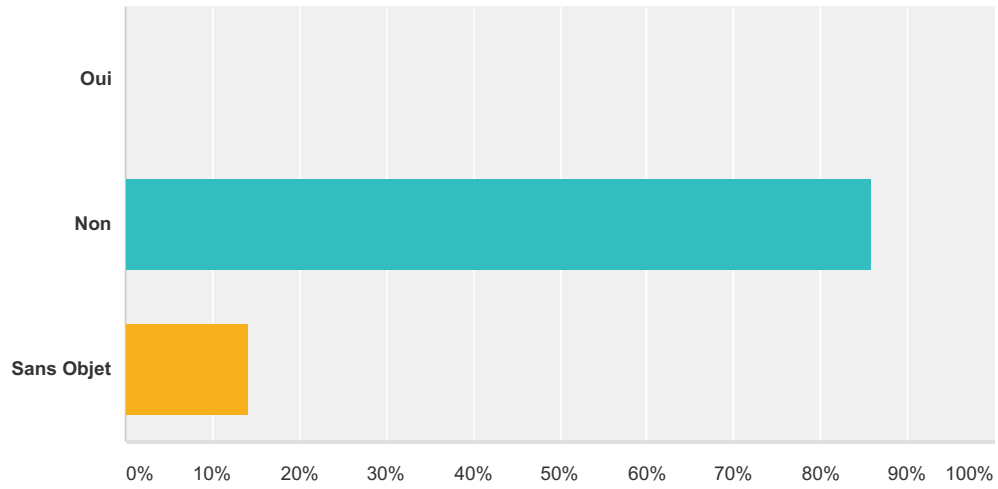
Answered: 7 Skipped: 205

**Q70 Combien d'heures par années  
consacrées-vous à la formation  
professionnelle continue (FPC) :**

Answered: 5 Skipped: 207

### Q71 Effectuez-vous des services sur appel?

Answered: 7 Skipped: 205



Answer Choices	Responses
Oui	0.00% 0
Non	85.71% 6
Sans Objet	14.29% 1
<b>Total</b>	<b>7</b>

**Q72 Si oui, décrivez les services sur appel  
que vous fournissez :**

Answered: 0 Skipped: 212

! No matching responses.

Answer Choices	Responses
Sur appel pour les patients hospitalisés à l'hôpital	0.00% 0
Sur appel pour les patients non hospitalisés (disponibilité téléphonique seulement)	0.00% 0
Suivi par téléphone suite à une chirurgie	0.00% 0
Couverture de la salle d'urgence après les heures normales de travail	0.00% 0
<b>Total Respondents: 0</b>	

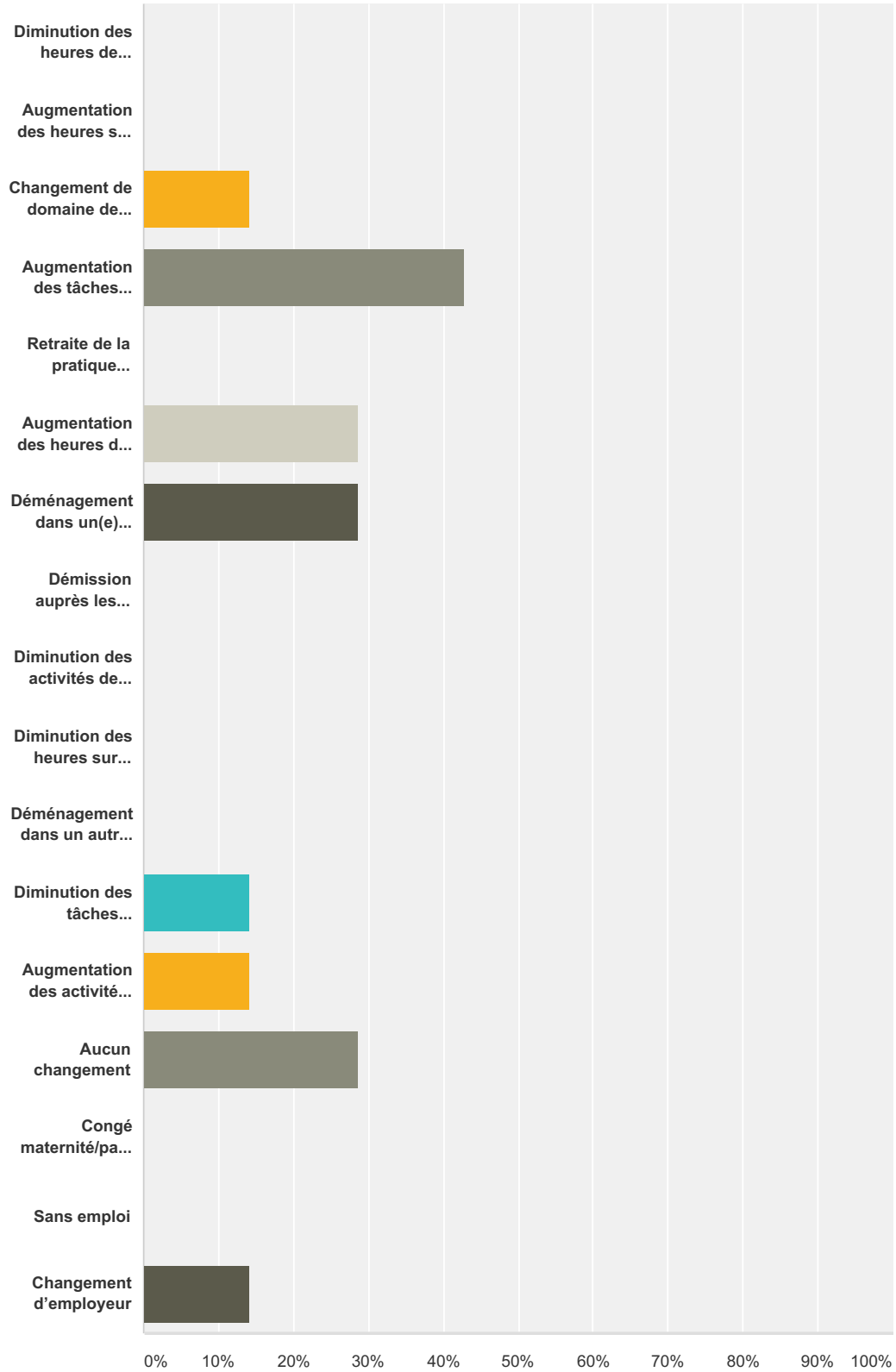
**Q73 Veuillez estimer, en moyenne, votre nombre total d'heures sur appel par mois :**

Answered: 2 Skipped: 210

**Q74 Pour les deux dernières années,  
veuillez indiquer tous les changements que  
vous avez faits:**

Answered: 7 Skipped: 205

CAPA Census 2015 / Sondage de 2015 de l'ACAM



Answer Choices	Responses
Diminution des heures de travail	0.00% 0
Augmentation des heures sur appel	0.00% 0

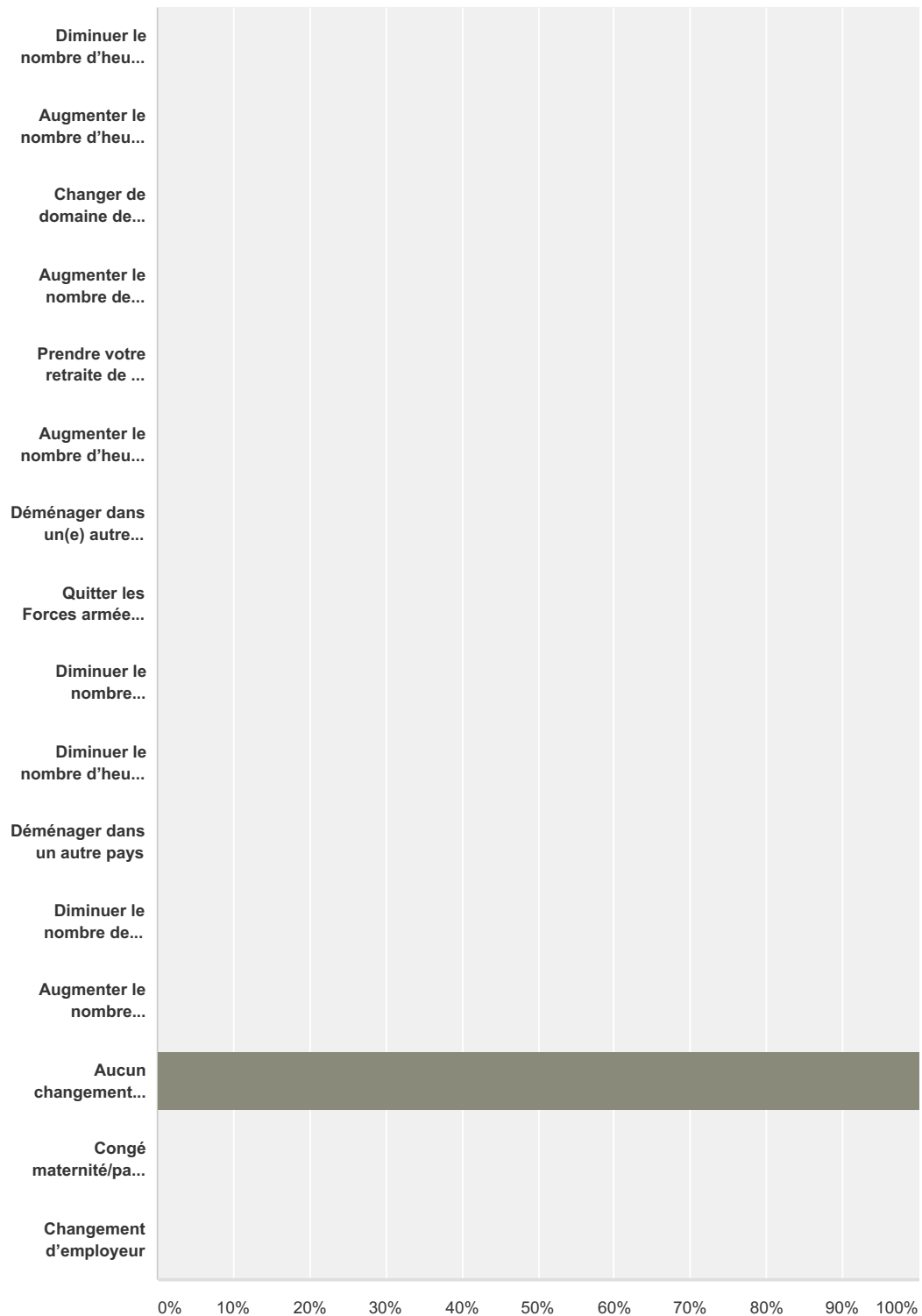
CAPA Census 2015 / Sondage de 2015 de l'ACAM

Changement de domaine de spécialisation	14.29%	1
Augmentation des tâches administratives	42.86%	3
Retraite de la pratique clinique	0.00%	0
Augmentation des heures de travail	28.57%	2
Déménagement dans un(e) autre province/territoire	28.57%	2
Démission auprès les Forces armées canadiennes pour devenir adjoint au médecin civil	0.00%	0
Diminution des activités de recherche	0.00%	0
Diminution des heures sur appel	0.00%	0
Déménagement dans un autre pays	0.00%	0
Diminution des tâches administratives	14.29%	1
Augmentation des activités de recherche	14.29%	1
Aucun changement	28.57%	2
Congé maternité/paternité	0.00%	0
Sans emploi	0.00%	0
Changement d'employeur	14.29%	1
<b>Total Respondents: 7</b>		



### Q75 Pour les deux prochaines années, avez-vous l'intention de:

Answered: 5 Skipped: 207



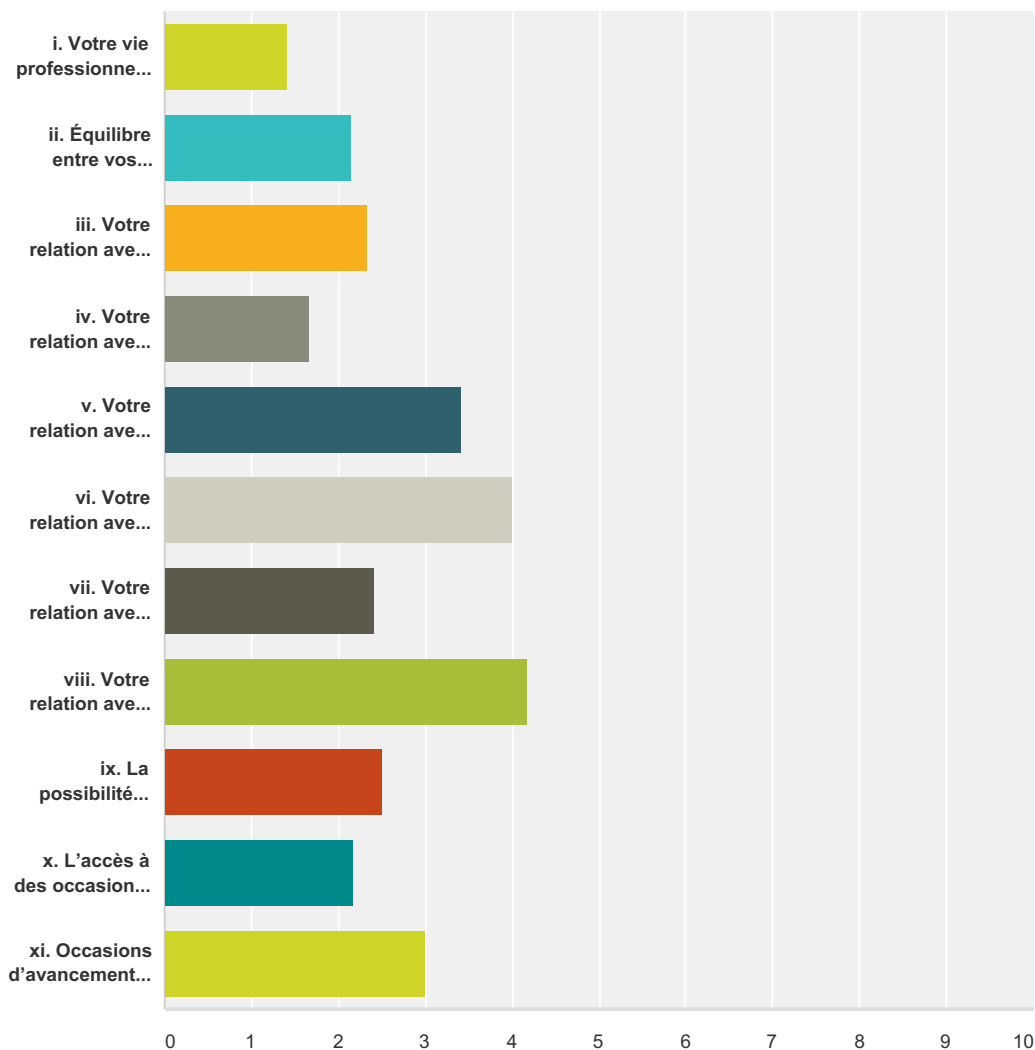
Answer Choices	Responses
----------------	-----------

CAPA Census 2015 / Sondage de 2015 de l'ACAM

Diminuer le nombre d'heures de travail	0.00%	0
Augmenter le nombre d'heures sur appel	0.00%	0
Changer de domaine de spécialisation	0.00%	0
Augmenter le nombre de tâches administratives	0.00%	0
Prendre votre retraite de la pratique clinique	0.00%	0
Augmenter le nombre d'heures de travail	0.00%	0
Déménager dans un(e) autre province/territoire	0.00%	0
Quitter les Forces armées canadiennes pour devenir adjoint au médecin civil	0.00%	0
Diminuer le nombre d'activités de recherche	0.00%	0
Diminuer le nombre d'heures sur appel	0.00%	0
Déménager dans un autre pays	0.00%	0
Diminuer le nombre de tâches administratives	0.00%	0
Augmenter le nombre d'activités de recherche	0.00%	0
Aucun changement prévu	100.00%	5
Congé maternité/paternité	0.00%	0
Changement d'employeur	0.00%	0
<b>Total Respondents: 5</b>		

## Q76 Veuillez indiquer votre niveau de satisfaction pour chacun des énoncés suivants :

Answered: 7 Skipped: 205



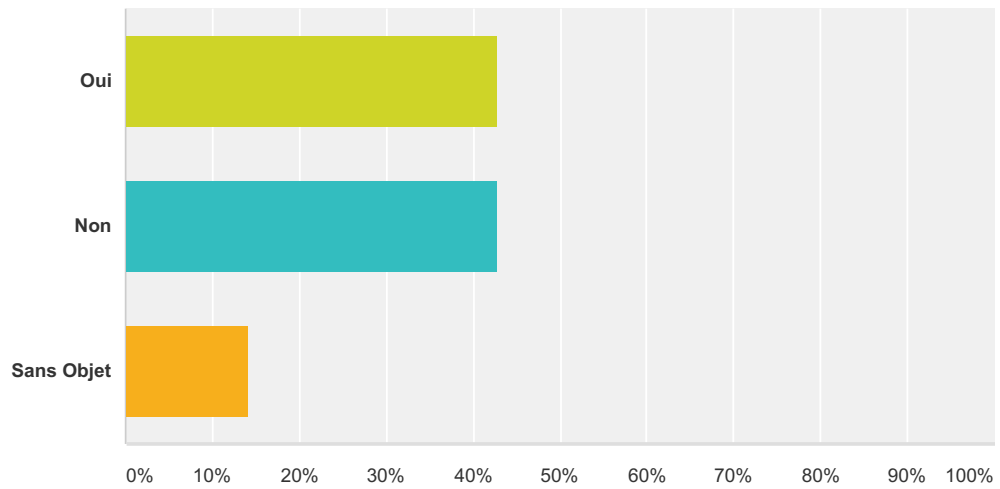
	Très satisfait	Plus ou moins satisfait	Satisfait	Plus ou moins insatisfait	Très insatisfait	Sans objet	Total	Weighted Average
i. Votre vie professionnelle actuelle	57.14% 4	42.86% 3	0.00% 0	0.00% 0	0.00% 0	0.00% 0	7	1.43
ii. Équilibre entre vos engagements personnels et professionnels	14.29% 1	57.14% 4	28.57% 2	0.00% 0	0.00% 0	0.00% 0	7	2.14
iii. Votre relation avec vos patients	50.00% 3	16.67% 1	16.67% 1	0.00% 0	0.00% 0	16.67% 1	6	2.33
iv. Votre relation avec vos superviseurs médicaux	50.00% 3	33.33% 2	16.67% 1	0.00% 0	0.00% 0	0.00% 0	6	1.67
v. Votre relation avec le personnel infirmier	0.00% 0	42.86% 3	28.57% 2	0.00% 0	0.00% 0	28.57% 2	7	3.43

CAPA Censu 2015 / Sondage de 2015 de l'ACAM

vi. Votre relation avec les infirmières en pratique avancée	<b>16.67%</b> 1	<b>16.67%</b> 1	<b>16.67%</b> 1	<b>0.00%</b> 0	<b>0.00%</b> 0	<b>50.00%</b> 3	6	4.00
vii. Votre relation avec d'autres professionnels hospitaliers	<b>28.57%</b> 2	<b>42.86%</b> 3	<b>14.29%</b> 1	<b>0.00%</b> 0	<b>0.00%</b> 0	<b>14.29%</b> 1	7	2.43
viii. Votre relation avec des professionnels dans la communauté	<b>16.67%</b> 1	<b>16.67%</b> 1	<b>0.00%</b> 0	<b>16.67%</b> 1	<b>0.00%</b> 0	<b>50.00%</b> 3	6	4.17
ix. La possibilité d'utiliser vos compétences au maximum	<b>16.67%</b> 1	<b>16.67%</b> 1	<b>66.67%</b> 4	<b>0.00%</b> 0	<b>0.00%</b> 0	<b>0.00%</b> 0	6	2.50
x. L'accès à des occasions de formation professionnelle continue répondant à vos besoins	<b>33.33%</b> 2	<b>33.33%</b> 2	<b>16.67%</b> 1	<b>16.67%</b> 1	<b>0.00%</b> 0	<b>0.00%</b> 0	6	2.17
xi. Occasions d'avancement professionnel	<b>0.00%</b> 0	<b>33.33%</b> 2	<b>50.00%</b> 3	<b>0.00%</b> 0	<b>16.67%</b> 1	<b>0.00%</b> 0	6	3.00

### Q77 Avez-vous une assurance responsabilité professionnelle?

Answered: 7 Skipped: 205



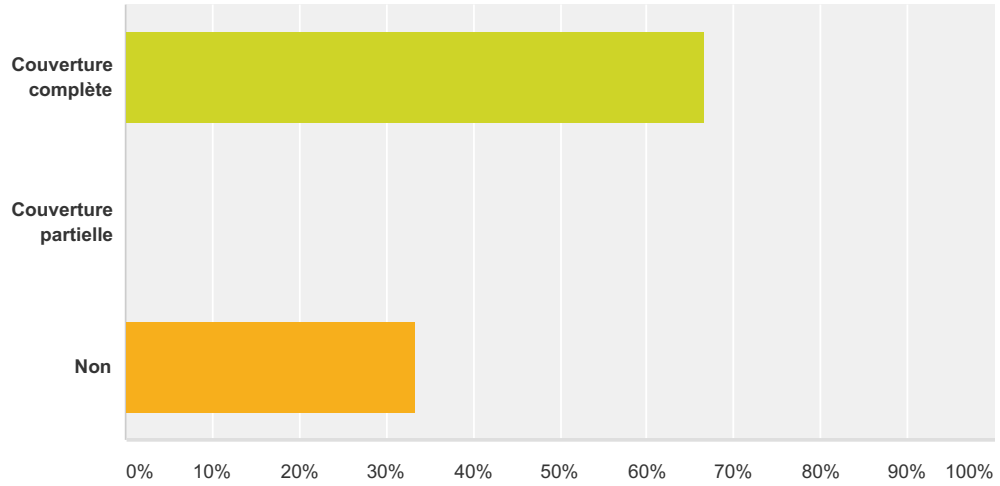
Answer Choices	Responses
Oui	42.86% 3
Non	42.86% 3
Sans Objet	14.29% 1
<b>Total</b>	<b>7</b>

**Q78 Si vous avez répondu oui à la question  
80 : avec quelle organisation?**

Answered: 3 Skipped: 209

**Q79 Si vous avez répondu oui à la question 80 : votre employeur en rembourse-t-il le coût?**

Answered: 3 Skipped: 209



Answer Choices	Responses	Count
Couverture complète	66.67%	2
Couverture partielle	0.00%	0
Non	33.33%	1
<b>Total</b>		<b>3</b>

**Q80 Commentaires :**

Answered: 2 Skipped: 210